



Location: CMA1b - Oil Street Site Office

Report on 24-hour TSP monitoring

Action Level ($\mu\text{g}/\text{m}^3$) - 176.7

Limit Level ($\mu\text{g}/\text{m}^3$) - 260

Date	Sampling Time	Weather Condition	Filter paper no.	Filter Weight, g		Elapse Time, hr		Sampling Time, hr	Flow Rate, m^3/min			Total Volume, m^3	TSP Level, $\mu\text{g}/\text{m}^3$
				Initial	Final	Initial	Final		Initial, Q_{si}	Final, Q_{sf}	Average		
1-Sep-14	8:00	Rainy	009687	2.8454	2.9655	15082.90	15106.90	24.00	1.42	1.42	1.42	2039	59
6-Sep-14	8:00	Fine	009678	2.8493	3.0144	15109.90	15133.90	24.00	1.41	1.41	1.41	2037	81
12-Sep-14	8:00	Rainy	009458	2.8511	2.9365	15136.90	15160.90	24.00	1.36	1.36	1.36	1959	44
18-Sep-14	8:00	Fine	009746	2.8310	3.0317	15163.89	15187.89	24.00	1.36	1.36	1.36	1959	102
24-Sep-14	8:00	Fine	009731	2.8324	3.0905	15190.90	15214.90	24.00	1.36	1.36	1.36	1962	132

Report on 1-hour TSP monitoring

Action Level ($\mu\text{g}/\text{m}^3$) - 320.1

Limit Level ($\mu\text{g}/\text{m}^3$) - 500

Date	Sampling Time	Weather Condition	Filter paper no.	Filter Weight, g		Elapse Time, hr		Sampling Time, hr	Flow Rate, m^3/min			Total Volume, m^3	TSP Level, $\mu\text{g}/\text{m}^3$
				Initial	Final	Initial	Final		Initial, Q_{si}	Final, Q_{sf}	Average		
2-Sep-14	8:07	Fine	009748	2.8156	2.8264	15106.90	15107.90	1.00	1.42	1.42	1.42	85	127
2-Sep-14	9:25	Fine	009751	2.8133	2.8226	15107.90	15108.90	1.00	1.42	1.42	1.42	85	109
2-Sep-14	10:33	Fine	009675	2.8437	2.8499	15108.90	15109.90	1.00	1.42	1.42	1.42	85	73
8-Sep-14	13:00	Fine	009519	2.8082	2.8124	15133.90	15134.90	1.00	1.36	1.36	1.36	82	51
8-Sep-14	14:11	Fine	009524	2.8125	2.8183	15134.90	15135.90	1.00	1.36	1.36	1.36	82	71
8-Sep-14	15:15	Fine	009456	2.8555	2.8600	15135.90	15136.90	1.00	1.36	1.36	1.36	82	55
13-Sep-14	8:10	Cloudy	009679	2.8478	2.8526	15160.90	15161.90	1.00	1.36	1.36	1.36	82	59
13-Sep-14	9:17	Cloudy	009964	2.7370	2.7399	15161.89	15162.89	1.00	1.36	1.36	1.36	82	36
13-Sep-14	10:20	Cloudy	009739	2.8234	2.8296	15162.89	15163.89	1.00	1.36	1.36	1.36	82	76
19-Sep-14	8:10	Fine	009726	2.8283	2.8542	15187.90	15188.90	1.00	1.36	1.36	1.36	82	318
19-Sep-14	9:20	Fine	009727	2.8191	2.8414	15188.90	15189.90	1.00	1.36	1.36	1.36	82	273
19-Sep-14	10:30	Fine	009729	2.8290	2.8537	15189.90	15190.90	1.00	1.36	1.36	1.36	82	303
25-Sep-14	11:00	Fine	009733	2.8309	2.8485	15214.90	15215.90	1.00	1.36	1.36	1.36	82	215
25-Sep-14	13:00	Fine	008536	2.8560	2.8745	15215.90	15216.90	1.00	1.36	1.36	1.36	82	226
25-Sep-14	14:08	Fine	010057	2.7601	2.7745	15216.90	15217.90	1.00	1.36	1.36	1.36	82	176



Location: CMA2a - Causeway Bay Community Centre

Report on 24-hour TSP monitoring
 Action Level ($\mu\text{g}/\text{m}^3$) - 169.5
 Limit Level ($\mu\text{g}/\text{m}^3$) - 260

Date	Sampling Time	Weather Condition	Filter paper no.	Filter Weight, g		Elapse Time, hr		Sampling Time, hr	Flow Rate, m^3/min			Total Volume, m^3	TSP Level, $\mu\text{g}/\text{m}^3$
				Initial	Final	Initial	Final		Initial, Q_{si}	Final, Q_{sf}	Average		
1-Sep-14	8:00	Rainy	009686	2.8385	2.9177	14793.38	14817.38	24.00	1.17	1.04	1.11	1592	50
6-Sep-14	8:00	Fine	009677	2.8592	3.0070	14820.38	14844.38	24.00	1.09	1.09	1.09	1570	94
12-Sep-14	8:00	Rainy	009451	2.8548	2.9135	14847.38	14871.38	24.00	1.04	1.04	1.04	1494	39
18-Sep-14	8:00	Fine	009745	2.8203	2.9353	14874.36	14898.36	24.00	1.12	1.12	1.12	1610	71
24-Sep-14	8:00	Fine	009732	2.8174	2.9368	14901.38	14925.38	24.00	0.99	0.99	0.99	1420	84

Report on 1-hour TSP monitoring
 Action Level ($\mu\text{g}/\text{m}^3$) - 323.4
 Limit Level ($\mu\text{g}/\text{m}^3$) - 500

Date	Sampling Time	Weather Condition	Filter paper no.	Filter Weight, g		Elapse Time, hr		Sampling Time, hr	Flow Rate, m^3/min			Total Volume, m^3	TSP Level, $\mu\text{g}/\text{m}^3$
				Initial	Final	Initial	Final		Initial, Q_{si}	Final, Q_{sf}	Average		
2-Sep-14	8:19	Fine	009510	2.8588	2.8673	14817.38	14818.38	1.00	1.04	1.04	1.04	62	136
2-Sep-14	9:27	Fine	009750	2.8233	2.8327	14818.38	14819.38	1.00	1.04	1.04	1.04	62	151
2-Sep-14	10:36	Fine	009753	2.8292	2.8367	14819.38	14820.38	1.00	1.04	1.04	1.04	62	120
8-Sep-14	13:00	Fine	009239	2.8467	2.8526	14844.38	14845.38	1.00	1.04	1.04	1.04	62	95
8-Sep-14	14:02	Fine	009523	2.8104	2.8151	14845.38	14846.38	1.00	1.04	1.04	1.04	62	76
8-Sep-14	15:05	Fine	009525	2.8170	2.8219	14846.38	14847.38	1.00	1.04	1.04	1.04	62	79
13-Sep-14	8:10	Cloudy	009680	2.8359	2.8423	14871.38	14872.38	1.00	1.04	1.04	1.04	62	103
13-Sep-14	9:15	Cloudy	009965	2.7444	2.7475	14872.38	14873.38	1.00	1.04	1.04	1.04	62	50
13-Sep-14	10:20	Cloudy	009501	2.8521	2.8584	14873.38	14874.38	1.00	1.04	1.04	1.04	62	101
19-Sep-14	8:15	Fine	009725	2.8334	2.8489	14898.38	14899.38	1.00	1.09	1.09	1.09	65	237
19-Sep-14	9:35	Fine	009728	2.8189	2.8348	14899.38	14900.38	1.00	1.14	1.14	1.14	69	232
19-Sep-14	10:40	Fine	009730	2.8297	2.8389	14900.38	14901.38	1.00	1.14	1.09	1.12	67	137
25-Sep-14	11:00	Fine	010051	2.7686	2.7803	14925.38	14926.38	1.00	1.04	1.04	1.04	62	188
25-Sep-14	13:00	Fine	008535	2.8368	2.8493	14926.38	14927.38	1.00	1.04	1.04	1.04	62	200
25-Sep-14	14:10	Fine	010056	2.7425	2.7551	14927.38	14928.38	1.00	1.04	1.09	1.07	64	197



Location: CMA3a - CWB PRE Site Office Area

Report on 24-hour TSP monitoring

Action Level ($\mu\text{g}/\text{m}^3$) - 171

Limit Level ($\mu\text{g}/\text{m}^3$) - 260

Date	Sampling Time	Weather Condition	Filter paper no.	Filter Weight, g		Elapse Time, hr		Sampling Time, hr	Flow Rate, m^3/min			Total Volume, m^3	TSP Level, $\mu\text{g}/\text{m}^3$
				Initial	Final	Initial	Final		Initial, Q_{si}	Final, Q_{sf}	Average		
1-Sep-14	8:00	Rainy	009454	2.8557	2.9569	2212.39	2236.39	24.00	1.39	1.40	1.39	2009	50
6-Sep-14	8:00	Fine	009781	2.8339	2.9826	2239.39	2263.39	24.00	1.39	1.39	1.39	2007	74
12-Sep-14	8:00	Rainy	008532	2.8469	2.9048	2266.38	2290.38	24.00	1.45	1.45	1.45	2082	28
18-Sep-14	8:00	Fine	009969	2.7586	2.7973	2293.38	2317.38	24.00	1.36	1.36	1.36	1958	20
24-Sep-14	8:00	Fine	009789	2.8294	3.0580	2320.37	2344.37	24.00	1.43	1.40	1.41	2035	112

Report on 1-hour TSP monitoring

Action Level ($\mu\text{g}/\text{m}^3$) - 311.3

Limit Level ($\mu\text{g}/\text{m}^3$) - 500

Date	Sampling Time	Weather Condition	Filter paper no.	Filter Weight, g		Elapse Time, hr		Sampling Time, hr	Flow Rate, m^3/min			Total Volume, m^3	TSP Level, $\mu\text{g}/\text{m}^3$
				Initial	Final	Initial	Final		Initial, Q_{si}	Final, Q_{sf}	Average		
2-Sep-14	8:54	Fine	009511	2.8528	2.8696	2236.39	2237.39	1.00	1.31	1.31	1.31	79	213
2-Sep-14	13:53	Fine	009514	2.8161	2.8300	2237.39	2238.39	1.00	1.31	1.31	1.31	79	176
2-Sep-14	15:20	Fine	009780	2.8262	2.8340	2238.39	2239.39	1.00	1.31	1.31	1.31	79	99
8-Sep-14	8:35	Fine	009201	2.8165	2.8274	2263.39	2264.39	1.00	1.31	1.31	1.31	79	138
8-Sep-14	9:43	Fine	008540	2.8402	2.8472	2264.39	2265.39	1.00	1.31	1.31	1.31	79	89
8-Sep-14	10:47	Fine	008533	2.8539	2.8627	2265.39	2266.39	1.00	1.31	1.31	1.31	79	112
13-Sep-14	10:03	Cloudy	010012	2.7543	2.7604	2290.38	2291.38	1.00	1.26	1.26	1.26	76	80
13-Sep-14	13:00	Cloudy	009744	2.8158	2.8191	2291.38	2292.38	1.00	1.26	1.30	1.28	77	43
13-Sep-14	14:10	Cloudy	009747	2.8377	2.8435	2292.38	2293.38	1.00	1.26	1.28	1.27	76	76
19-Sep-14	13:15	Fine	010009	2.7370	2.7390	2317.38	2318.38	1.00	1.26	1.26	1.26	76	26
19-Sep-14	14:20	Fine	010019	2.7854	2.8018	2318.38	2319.38	1.00	1.26	1.26	1.26	76	216
19-Sep-14	15:30	Fine	010007	2.7454	2.7566	2319.38	2320.38	1.00	1.26	1.23	1.25	75	150
25-Sep-14	8:25	Fine	009790	2.8220	2.8406	2344.37	2345.37	1.00	1.30	1.30	1.30	78	239
25-Sep-14	9:30	Fine	009792	2.8204	2.8412	2345.37	2346.37	1.00	1.27	1.27	1.27	76	274
25-Sep-14	10:40	Fine	009794	2.8343	2.8501	2346.37	2347.37	1.00	1.27	1.27	1.27	76	208



Location: CMA4a - SPCA

Report on 24-hour TSP monitoring

Action Level ($\mu\text{g}/\text{m}^3$) - 171.2

Limit Level ($\mu\text{g}/\text{m}^3$) - 260

Date	Sampling Time	Weather Condition	Filter paper no.	Filter Weight, g		Elapse Time, hr		Sampling Time, hr	Flow Rate, m^3/min			Total Volume, m^3	TSP Level, $\mu\text{g}/\text{m}^3$
				Initial	Final	Initial	Final		Initial, Q_{si}	Final, Q_{sf}	Average		
1-Sep-14	8:00	Rainy	009767	2.8358	2.9021	19020.00	19044.00	24.00	1.36	1.36	1.36	1959	34
6-Sep-14	8:00	Fine	009782	2.8259	2.9986	19070.99	19094.99	24.00	1.39	1.39	1.39	2007	86
12-Sep-14	8:00	Rainy	008537	2.8524	2.9074	19097.97	19121.97	24.00	1.43	1.43	1.43	2058	27
18-Sep-14	8:00	Fine	010000	2.7370	2.8751	19124.97	19148.97	24.00	1.43	1.43	1.43	2058	67
24-Sep-14	8:00	Fine	010008	2.7357	2.9174	19151.95	19175.95	24.00	1.43	1.43	1.43	2060	88

Report on 1-hour TSP monitoring

Action Level ($\mu\text{g}/\text{m}^3$) - 312.5

Limit Level ($\mu\text{g}/\text{m}^3$) - 500

Date	Sampling Time	Weather Condition	Filter paper no.	Filter Weight, g		Elapse Time, hr		Sampling Time, hr	Flow Rate, m^3/min			Total Volume, m^3	TSP Level, $\mu\text{g}/\text{m}^3$
				Initial	Final	Initial	Final		Initial, Q_{si}	Final, Q_{sf}	Average		
2-Sep-14	9:06	Fine	009512	2.8392	2.8471	19044.00	19045.00	1.00	1.36	1.36	1.36	82	97
2-Sep-14	10:22	Fine	009513	2.8517	2.8598	19045.00	19046.00	1.00	1.36	1.36	1.36	82	99
2-Sep-14	15:10	Fine	009779	2.8275	2.8329	19046.00	19047.00	1.00	1.36	1.36	1.36	82	66
8-Sep-14	8:49	Fine	008531	2.8626	2.8684	19094.99	19095.99	1.00	1.43	1.43	1.43	86	68
8-Sep-14	9:53	Fine	008539	2.8396	2.8453	19095.99	19096.99	1.00	1.36	1.36	1.36	82	70
8-Sep-14	10:58	Fine	008538	2.8518	2.8583	19096.99	19097.99	1.00	1.36	1.36	1.36	82	80
13-Sep-14	9:50	Cloudy	010011	2.7433	2.7469	19121.97	19122.97	1.00	1.36	1.36	1.36	82	44
13-Sep-14	10:55	Cloudy	009743	2.8127	2.8162	19122.97	19123.97	1.00	1.36	1.36	1.36	82	43
13-Sep-14	13:30	Cloudy	009999	2.7442	2.7480	19123.97	19124.97	1.00	1.36	1.36	1.36	82	47
19-Sep-14	13:05	Fine	010005	2.7517	2.7705	19148.97	19149.97	1.00	1.39	1.39	1.39	84	225
19-Sep-14	14:10	Fine	010020	2.7497	2.7703	19149.97	19150.97	1.00	1.39	1.39	1.39	84	246
19-Sep-14	15:15	Fine	010006	2.7477	2.7567	19150.97	19151.97	1.00	1.39	1.39	1.39	84	108
25-Sep-14	8:35	Fine	009791	2.8254	2.8345	19175.95	19176.95	1.00	1.36	1.36	1.36	82	111
25-Sep-14	9:40	Fine	009793	2.8075	2.8164	19176.95	19177.95	1.00	1.33	1.33	1.33	80	112
25-Sep-14	10:50	Fine	009487	2.8502	2.8640	19177.95	19178.95	1.00	1.33	1.33	1.33	80	173



Location: CMA5a - Children Garden opposite to Pedestrian Plaza

Report on 24-hour TSP monitoring

Action Level ($\mu\text{g}/\text{m}^3$) - 181

Limit Level ($\mu\text{g}/\text{m}^3$) - 260

Date	Sampling Time	Weather Condition	Filter paper no.	Filter Weight, g		Elapse Time, hr		Sampling Time, hr	Flow Rate, m^3/min			Total Volume, m^3	TSP Level, $\mu\text{g}/\text{m}^3$
				Initial	Final	Initial	Final		Initial, Q_{si}	Final, Q_{sf}	Average		
1-Sep-14	8:00	Rainy	009240	2.8497	2.9474	20015.09	20039.09	24.00	1.32	1.32	1.32	1904	51
6-Sep-14	8:00	Fine	009778	2.8245	2.9827	20042.09	20066.09	24.00	1.30	1.30	1.30	1876	84
12-Sep-14	8:00	Rainy	009498	2.8485	2.9344	20069.08	20093.08	24.00	1.30	1.30	1.30	1877	46
18-Sep-14	8:00	Fine	009968	2.7473	2.9870	20096.08	20120.08	24.00	1.30	1.30	1.30	1877	128
25-Sep-14	16:25	Fine	009940	2.7515	2.9202	20126.08	20150.08	24.00	1.27	1.27	1.27	1827	92

Remarks: Due to interruption of electricity, the 24hr TSP was rescheduled from 24 September 2014 to 25 September 2014

Report on 1-hour TSP monitoring

Action Level ($\mu\text{g}/\text{m}^3$) - 332

Limit Level ($\mu\text{g}/\text{m}^3$) - 500

Date	Sampling Time	Weather Condition	Filter paper no.	Filter Weight, g		Elapse Time, hr		Sampling Time, hr	Flow Rate, m^3/min			Total Volume, m^3	TSP Level, $\mu\text{g}/\text{m}^3$
				Initial	Final	Initial	Final		Initial, Q_{si}	Final, Q_{sf}	Average		
2-Sep-14	8:45	Fine	009770	2.8333	2.8444	20039.09	20040.09	1.00	1.32	1.32	1.32	79	140
2-Sep-14	9:50	Fine	009773	2.8240	2.8335	20040.09	20041.09	1.00	1.32	1.32	1.32	79	120
2-Sep-14	10:55	Fine	009295	2.8452	2.8564	20041.09	20042.09	1.00	1.32	1.32	1.32	79	141
8-Sep-14	8:35	Fine	009785	2.8315	2.8397	20066.09	20067.09	1.00	1.30	1.30	1.30	78	105
8-Sep-14	9:40	Fine	009502	2.8449	2.8623	20067.09	20068.09	1.00	1.30	1.30	1.30	78	223
8-Sep-14	10:55	Fine	009497	2.8432	2.8518	20068.09	20069.09	1.00	1.30	1.30	1.30	78	110
13-Sep-14	9:00	Cloudy	009736	2.8378	2.8471	20093.08	20094.08	1.00	1.30	1.30	1.30	78	119
13-Sep-14	10:05	Cloudy	010013	2.7401	2.7469	20094.08	20095.08	1.00	1.30	1.30	1.30	78	87
13-Sep-14	13:00	Cloudy	009740	2.8200	2.8266	20095.08	20096.08	1.00	1.30	1.30	1.30	78	84
19-Sep-14	9:28	Fine	009461	2.8562	2.8770	20120.08	20121.08	1.00	1.30	1.30	1.30	78	266
19-Sep-14	13:00	Fine	009464	2.8888	2.9135	20121.08	20122.08	1.00	1.30	1.30	1.30	78	316
19-Sep-14	14:48	Fine	009466	2.8620	2.8801	20122.08	20123.08	1.00	1.30	1.30	1.30	78	232
25-Sep-14	13:00	Fine	009963	2.7441	2.7612	20123.08	20124.08	1.00	1.23	1.23	1.23	74	232
25-Sep-14	14:15	Fine	009970	2.7383	2.7560	20124.08	20125.08	1.00	1.23	1.23	1.23	74	240
25-Sep-14	15:20	Fine	009937	2.7389	2.7528	20125.08	20126.08	1.00	1.23	1.23	1.23	74	188



Location: MA1e - International Finance Centre (Eastern Wing)

Report on 24-hour TSP monitoring

Action Level ($\mu\text{g}/\text{m}^3$) - 173.4

Limit Level ($\mu\text{g}/\text{m}^3$) - 260

Date	Sampling Time	Weather Condition	Filter paper no.	Filter Weight, g		Elapse Time, hr		Sampling Time, hr	Flow Rate, m^3/min			Total Volume, m^3	TSP Level, $\mu\text{g}/\text{m}^3$
				Initial	Final	Initial	Final		Initial, Q_{si}	Final, Q_{sf}	Average		
3-Sep-14	13:00	Fine	009517	2.8133	2.9797	15729.21	15753.21	24.00	1.28	1.28	1.28	1848	90
6-Sep-14	8:00	Fine	009518	2.8062	2.9168	15753.56	15777.56	24.00	1.20	1.20	1.20	1733	64
12-Sep-14	8:00	Rainy	010050	2.7722	2.8292	15780.55	15804.55	24.00	1.21	1.20	1.20	1735	33
19-Sep-14	11:30	Fine	010021	2.7707	3.0177	15810.54	15834.54	24.00	1.20	1.20	1.20	1733	143
24-Sep-14	8:00	Fine	009494	2.8468	3.0581	15834.53	15858.53	24.00	1.21	1.21	1.21	1739	122

Remarks: Due to interruption of electricity, the 24hr TSP was rescheduled from 1 and 18 September 2014 to 3 and 19 September 2014 respectively.

Report on 1-hour TSP monitoring

Action Level ($\mu\text{g}/\text{m}^3$) - 325.1

Limit Level ($\mu\text{g}/\text{m}^3$) - 500

Date	Sampling Time	Weather Condition	Filter paper no.	Filter Weight, g		Elapse Time, hr		Sampling Time, hr	Flow Rate, m^3/min			Total Volume, m^3	TSP Level, $\mu\text{g}/\text{m}^3$
				Initial	Final	Initial	Final		Initial, Q_{si}	Final, Q_{sf}	Average		
3-Sep-14	8:00	Fine	009471	2.8690	2.8832	15726.21	15727.21	1.00	1.28	1.28	1.28	77	184
3-Sep-14	10:00	Fine	009515	2.8119	2.8164	15727.21	15728.21	1.00	1.28	1.28	1.28	77	58
3-Sep-14	11:15	Fine	009516	2.8145	2.8190	15728.21	15729.21	1.00	1.28	1.28	1.28	77	58
8-Sep-14	8:50	Fine	010045	2.7319	2.7360	15777.56	15778.56	1.00	1.20	1.20	1.20	72	57
8-Sep-14	9:52	Fine	008203	2.8113	2.8200	15778.56	15779.56	1.00	1.20	1.20	1.20	72	120
8-Sep-14	10:55	Fine	008202	2.8190	2.8278	15779.56	15780.56	1.00	1.20	1.20	1.20	72	122
13-Sep-14	8:15	Cloudy	009486	2.8598	2.8644	15804.55	15805.55	1.00	1.23	1.23	1.23	74	62
13-Sep-14	9:20	Cloudy	009993	2.7220	2.7264	15805.55	15806.55	1.00	1.26	1.26	1.26	75	58
13-Sep-14	10:25	Cloudy	009995	2.7328	2.7370	15806.55	15807.55	1.00	1.23	1.23	1.23	74	57
19-Sep-14	8:15	Fine	010027	2.7602	2.7792	15807.54	15808.54	1.00	1.23	1.23	1.23	74	258
19-Sep-14	9:20	Fine	010024	2.7533	2.7681	15808.54	15809.54	1.00	1.20	1.18	1.19	71	207
19-Sep-14	10:25	Fine	010023	2.7612	2.7803	15809.54	15810.54	1.00	1.20	1.20	1.20	72	265
25-Sep-14	8:22	Fine	010040	2.7766	2.7937	15858.53	15859.53	1.00	1.21	1.21	1.21	72	236
25-Sep-14	16:27	Fine	009958	2.7434	2.7582	15859.53	15860.53	1.00	1.21	1.21	1.21	72	204
26-Sep-14	8:00	Fine	009947	2.7580	2.7748	15861.03	15862.03	1.00	1.21	1.21	1.21	73	232

Remarks: Due to interruption of electricity, the 1hr TSP was rescheduled from 2 September 2014 to 3 September 2014 and 1 hr TSP was rescheduled from 25 September 2014 to 25,26 September 2014.



Location: MA1w - International Finance Centre (Western Wing)

Report on 24-hour TSP monitoring

Action Level ($\mu\text{g}/\text{m}^3$) - 173.4
 Limit Level ($\mu\text{g}/\text{m}^3$) - 260

Date	Sampling Time	Weather Condition	Filter paper no.	Filter Weight, g		Elapse Time, hr		Sampling Time, hr	Flow Rate, m^3/min			Total Volume, m^3	TSP Level, $\mu\text{g}/\text{m}^3$
				Initial	Final	Initial	Final		Initial, Q_{si}	Final, Q_{sf}	Average		
1-Sep-14	8:00	Rainy	009816	2.8000	2.8587	15777.62	15801.62	24.00	1.33	1.28	1.30	1879	31
6-Sep-14	8:00	Fine	009472	2.8558	2.9691	15804.62	15828.62	24.00	1.33	1.33	1.33	1920	59
12-Sep-14	8:00	Rainy	010052	2.7531	2.7981	15831.62	15855.62	24.00	1.30	1.30	1.30	1878	24
18-Sep-14	8:00	Fine	010032	2.7663	2.9183	15858.62	15882.62	24.00	1.28	1.27	1.27	1834	83
24-Sep-14	8:00	Fine	010004	2.7374	2.9256	15885.61	15909.61	24.00	1.31	1.31	1.31	1882	100

Report on 1-hour TSP monitoring

Action Level ($\mu\text{g}/\text{m}^3$) - 325.1
 Limit Level ($\mu\text{g}/\text{m}^3$) - 500

Date	Sampling Time	Weather Condition	Filter paper no.	Filter Weight, g		Elapse Time, hr		Sampling Time, hr	Flow Rate, m^3/min			Total Volume, m^3	TSP Level, $\mu\text{g}/\text{m}^3$
				Initial	Final	Initial	Final		Initial, Q_{si}	Final, Q_{sf}	Average		
2-Sep-14	8:30	Fine	009474	2.8518	2.8580	15801.62	15802.62	1.00	1.28	1.28	1.28	77	81
2-Sep-14	9:35	Fine	009475	2.8543	2.8593	15802.62	15803.62	1.00	1.28	1.28	1.28	77	65
2-Sep-14	10:40	Fine	009476	2.8526	2.8581	15803.62	15804.62	1.00	1.28	1.28	1.28	77	72
8-Sep-14	8:40	Fine	010065	2.7768	2.7798	15828.62	15829.62	1.00	1.27	1.27	1.27	76	39
8-Sep-14	9:43	Fine	010046	2.7552	2.7609	15829.62	15830.62	1.00	1.27	1.27	1.27	76	75
8-Sep-14	10:55	Fine	010048	2.7553	2.7596	15830.62	15831.62	1.00	1.27	1.27	1.27	76	56
13-Sep-14	8:20	Cloudy	010017	2.7680	2.7699	15855.62	15856.62	1.00	1.27	1.27	1.27	76	25
13-Sep-14	9:25	Cloudy	009994	2.7378	2.7405	15856.62	15857.62	1.00	1.27	1.27	1.27	76	35
13-Sep-14	10:30	Cloudy	009996	2.7262	2.7298	15857.62	15858.62	1.00	1.27	1.27	1.27	76	47
19-Sep-14	8:25	Fine	010026	2.7604	2.7735	15882.62	15883.62	1.00	1.27	1.27	1.27	76	172
19-Sep-14	9:30	Fine	010025	2.7671	2.7770	15883.62	15884.62	1.00	1.27	1.27	1.27	76	130
19-Sep-14	10:35	Fine	010010	2.7362	2.7490	15884.62	15885.62	1.00	1.30	1.30	1.30	78	164
25-Sep-14	8:30	Fine	010041	2.7778	2.7890	15909.61	15910.61	1.00	1.31	1.31	1.31	78	143
25-Sep-14	9:41	Fine	009956	2.7494	2.7616	15910.61	15911.61	1.00	1.31	1.31	1.31	78	156
25-Sep-14	10:51	Fine	009959	2.7444	2.7575	15911.61	15912.61	1.00	1.31	1.31	1.31	78	167



Location: CMA1b - Oil Street Site Office

Report on 24-hour TSP monitoring

Action Level ($\mu\text{g}/\text{m}^3$) - 176.7

Limit Level ($\mu\text{g}/\text{m}^3$) - 260

Date	Sampling Time	Weather Condition	Filter paper no.	Filter Weight, g		Elapse Time, hr		Sampling Time, hr	Flow Rate, m^3/min			Total Volume, m^3	TSP Level, $\mu\text{g}/\text{m}^3$
				Initial	Final	Initial	Final		Initial, Q_{si}	Final, Q_{sf}	Average		
29-Sep-14	8:00	Fine	008534	2.8480	3.0391	15217.90	15241.90	24.00	1.42	1.42	1.42	2039	94
4-Oct-14	8:00	Fine	009724	2.8335	3.0658	5244.90	5268.90	24.00	1.36	1.36	1.36	1965	118
10-Oct-14	8:00	Fine	009321	2.8732	3.0721	5271.90	5295.90	24.00	1.36	1.36	1.36	1963	101
16-Oct-14	8:00	Rainy	009853	2.7739	2.9432	5298.90	5322.90	24.00	1.42	1.42	1.42	2051	83
22-Oct-14	8:00	Cloudy	009985	2.7598	2.8862	5325.90	5349.90	24.00	1.08	1.08	1.08	1556	81

Report on 1-hour TSP monitoring

Action Level ($\mu\text{g}/\text{m}^3$) - 320.1

Limit Level ($\mu\text{g}/\text{m}^3$) - 500

Date	Sampling Time	Weather Condition	Filter paper no.	Filter Weight, g		Elapse Time, hr		Sampling Time, hr	Flow Rate, m^3/min			Total Volume, m^3	TSP Level, $\mu\text{g}/\text{m}^3$
				Initial	Final	Initial	Final		Initial, Q_{si}	Final, Q_{sf}	Average		
30-Sep-14	8:13	Rainy	009325	2.8557	2.8690	15241.90	15242.90	1.00	1.42	1.42	1.42	85	157
30-Sep-14	9:22	Rainy	009716	2.8433	2.8564	15242.90	15243.90	1.00	1.42	1.42	1.42	85	154
30-Sep-14	10:35	Rainy	009719	2.8426	2.8552	15243.90	15244.90	1.00	1.42	1.42	1.42	85	148
6-Oct-14	8:30	Fine	009316	2.8672	2.8776	5268.90	5269.90	1.00	1.40	1.38	1.39	84	124
6-Oct-14	9:45	Fine	009318	2.8550	2.8696	5269.90	5270.90	1.00	1.37	1.37	1.37	82	178
6-Oct-14	13:00	Fine	009219	2.8671	2.8868	5270.90	5271.90	1.00	1.37	1.37	1.37	82	240
11-Oct-14	8:15	Fine	009929	2.7478	2.7486	5295.90	5296.90	1.00	1.36	1.36	1.36	82	10
11-Oct-14	9:20	Fine	009931	2.7459	2.7505	5296.90	5297.90	1.00	1.36	1.36	1.36	82	56
11-Oct-14	10:30	Fine	009933	2.7561	2.7619	5297.90	5298.90	1.00	1.36	1.36	1.36	82	71
17-Oct-14	8:15	Fine	009979	2.7497	2.7646	5322.90	5323.90	1.00	1.42	1.42	1.42	85	174
17-Oct-14	9:22	Fine	009981	2.7428	2.7645	5323.90	5324.90	1.00	1.42	1.42	1.42	85	254
17-Oct-14	10:30	Fine	009983	2.7468	2.7643	5324.90	5325.90	1.00	1.42	1.42	1.42	85	205
23-Oct-14	10:40	Cloudy	009990	2.7320	2.7359	5349.80	5350.80	1.00	1.03	1.03	1.03	62	63
23-Oct-14	13:00	Cloudy	009814	2.7810	2.7834	5350.90	5351.90	1.00	1.03	1.03	1.03	62	39
23-Oct-14	14:12	Cloudy	009809	2.8141	2.8204	5351.90	5352.90	1.00	1.03	1.03	1.03	62	102

Location: CMA2a - Causeway Bay Community Centre

Report on 24-hour TSP monitoring
Action Level ($\mu\text{g}/\text{m}^3$) - 169.5
Limit Level ($\mu\text{g}/\text{m}^3$) - 260

Date	Sampling Time	Weather Condition	Filter paper no.	Filter Weight, g		Elapse Time, hr		Sampling Time, hr	Flow Rate, m^3/min			Total Volume, m^3	TSP Level, $\mu\text{g}/\text{m}^3$
				Initial	Final	Initial	Final		Initial, Q_{si}	Final, Q_{sf}	Average		
29-Sep-14	8:00	Fine	010058	2.7560	2.8892	14928.38	14952.38	24.00	1.17	1.17	1.17	1689	79
4-Oct-14	8:00	Fine	009723	2.8272	2.9815	14955.38	14979.38	24.00	1.04	1.04	1.04	1502	103
10-Oct-14	8:00	Fine	009322	2.8669	2.9164	14982.40	15006.40	24.00	1.15	1.15	1.15	1655	30
16-Oct-14	8:00	Rainy	009973	2.7469	2.9751	15009.40	15033.40	24.00	1.18	1.18	1.18	1706	134
22-Oct-14	8:00	Cloudy	009986	2.7542	2.8503	15036.40	15060.40	24.00	1.08	1.08	1.08	1556	62

Report on 1-hour TSP monitoring
Action Level ($\mu\text{g}/\text{m}^3$) - 323.4
Limit Level ($\mu\text{g}/\text{m}^3$) - 500

Date	Sampling Time	Weather Condition	Filter paper no.	Filter Weight, g		Elapse Time, hr		Sampling Time, hr	Flow Rate, m^3/min			Total Volume, m^3	TSP Level, $\mu\text{g}/\text{m}^3$
				Initial	Final	Initial	Final		Initial, Q_{si}	Final, Q_{sf}	Average		
30-Sep-14	8:07	Rainy	009714	2.8737	2.8855	14952.38	14953.38	1.00	1.17	1.17	1.17	70	168
30-Sep-14	9:15	Rainy	009717	2.8408	2.8522	14953.38	14954.38	1.00	1.17	1.17	1.17	70	162
30-Sep-14	10:28	Rainy	009720	2.8368	2.8512	14954.38	14955.38	1.00	1.17	1.17	1.17	70	205
6-Oct-14	8:10	Fine	009315	2.8703	2.8779	14979.38	14980.38	1.00	1.04	1.04	1.04	63	121
6-Oct-14	9:30	Fine	009317	2.8691	2.8788	14980.38	14981.38	1.00	1.04	1.04	1.04	63	155
6-Oct-14	13:00	Fine	009320	2.8680	2.8806	14981.39	14982.39	1.00	1.04	1.04	1.04	63	201
11-Oct-14	8:06	Fine	009930	2.7417	2.7435	15006.40	15007.40	1.00	1.04	1.04	1.04	62	29
11-Oct-14	9:13	Fine	009932	2.7482	2.7490	15007.40	15008.40	1.00	1.04	1.04	1.04	62	13
11-Oct-14	10:20	Fine	009934	2.7706	2.7725	15008.40	15009.40	1.00	1.04	1.04	1.04	62	30
17-Oct-14	8:06	Fine	009980	2.7433	2.7479	15033.40	15034.40	1.00	1.05	1.05	1.05	63	73
17-Oct-14	9:17	Fine	009982	2.7460	2.7544	15034.40	15035.40	1.00	1.05	1.05	1.05	63	133
17-Oct-14	10:23	Fine	009984	2.7521	2.7593	15035.40	15036.40	1.00	1.05	1.05	1.05	63	114
23-Oct-14	10:55	Cloudy	009813	2.8066	2.8192	15060.40	15061.40	1.00	1.14	1.14	1.14	69	183
23-Oct-14	13:00	Cloudy	009815	2.7922	2.8027	15061.40	15062.40	1.00	1.14	1.14	1.14	69	153
23-Oct-14	14:05	Cloudy	009832	2.7553	2.7632	15062.40	15063.40	1.00	1.14	1.14	1.14	69	115



Location: CMA3a - CWB PRE Site Office Area

Report on 24-hour TSP monitoring

Action Level ($\mu\text{g}/\text{m}^3$) - 171

Limit Level ($\mu\text{g}/\text{m}^3$) - 260

Date	Sampling Time	Weather Condition	Filter paper no.	Filter Weight, g		Elapse Time, hr		Sampling Time, hr	Flow Rate, m^3/min			Total Volume, m^3	TSP Level, $\mu\text{g}/\text{m}^3$
				Initial	Final	Initial	Final		Initial, Q_{si}	Final, Q_{sf}	Average		
29-Sep-14	8:00	Fine	009489	2.8496	3.0006	2347.36	2371.36	24.00	1.40	1.39	1.39	2009	75
4-Oct-14	8:00	Fine	009888	2.7811	3.0020	2374.36	2398.36	24.00	1.43	1.43	1.43	2063	107
10-Oct-14	8:00	Fine	010187	2.7942	2.9924	2401.36	2425.36	24.00	1.45	1.45	1.45	2086	95
16-Oct-14	8:00	Rainy	010194	2.7600	2.9797	2428.34	2452.34	24.00	1.45	1.45	1.45	2095	105
22-Oct-14	8:00	Cloudy	010298	2.7642	2.9323	2455.34	2479.34	24.00	1.22	1.22	1.22	1760	96

Report on 1-hour TSP monitoring

Action Level ($\mu\text{g}/\text{m}^3$) - 311.3

Limit Level ($\mu\text{g}/\text{m}^3$) - 500

Date	Sampling Time	Weather Condition	Filter paper no.	Filter Weight, g		Elapse Time, hr		Sampling Time, hr	Flow Rate, m^3/min			Total Volume, m^3	TSP Level, $\mu\text{g}/\text{m}^3$
				Initial	Final	Initial	Final		Initial, Q_{si}	Final, Q_{sf}	Average		
30-Sep-14	8:15	Rainy	009875	2.7832	2.7974	2371.36	2372.36	1.00	1.26	1.26	1.26	76	187
30-Sep-14	9:20	Rainy	009898	2.7817	2.8050	2372.36	2373.36	1.00	1.26	1.26	1.26	76	307
30-Sep-14	10:25	Rainy	009896	2.7974	2.8110	2373.36	2374.36	1.00	1.26	1.26	1.26	76	179
6-Oct-14	8:48	Fine	010134	2.7567	2.7704	2398.36	2399.36	1.00	1.30	1.30	1.30	78	175
6-Oct-14	9:52	Fine	010136	2.7713	2.7835	2399.36	2400.36	1.00	1.30	1.30	1.30	78	156
6-Oct-14	13:00	Fine	010181	2.7509	2.7673	2400.36	2401.36	1.00	1.30	1.30	1.30	78	210
11-Oct-14	8:45	Fine	010198	2.7850	2.7988	2425.36	2426.36	1.00	1.27	1.27	1.27	76	182
11-Oct-14	9:51	Fine	010197	2.7703	2.7826	2426.36	2427.36	1.00	1.32	1.32	1.32	79	156
11-Oct-14	10:55	Fine	010195	2.7612	2.7731	2427.36	2428.36	1.00	1.27	1.27	1.27	76	157
17-Oct-14	8:45	Fine	010292	2.7494	2.7671	2452.34	2453.34	1.00	1.32	1.32	1.32	79	223
17-Oct-14	9:54	Fine	010294	2.7735	2.7914	2453.34	2454.34	1.00	1.32	1.32	1.32	79	226
17-Oct-14	10:59	Fine	010296	2.7599	2.7726	2454.34	2455.34	1.00	1.27	1.27	1.27	76	166
23-Oct-14	9:45	Cloudy	010151	2.7572	2.7655	2479.34	2480.34	1.00	1.07	1.07	1.07	64	129
23-Oct-14	10:50	Cloudy	010054	2.7595	2.7674	2480.34	2481.34	1.00	1.07	1.07	1.07	64	123
23-Oct-14	13:00	Cloudy	010055	2.7689	2.7774	2481.34	2482.34	1.00	1.07	1.07	1.07	64	132



Location: CMA4a - SPCA

Report on 24-hour TSP monitoring

Action Level ($\mu\text{g}/\text{m}^3$) - 171.2

Limit Level ($\mu\text{g}/\text{m}^3$) - 260

Date	Sampling Time	Weather Condition	Filter paper no.	Filter Weight, g		Elapse Time, hr		Sampling Time, hr	Flow Rate, m^3/min			Total Volume, m^3	TSP Level, $\mu\text{g}/\text{m}^3$
				Initial	Final	Initial	Final		Initial, Q_{si}	Final, Q_{sf}	Average		
29-Sep-14	8:00	Fine	009488	2.8502	2.9653	19178.94	19202.94	24.00	1.36	1.36	1.36	1959	59
4-Oct-14	8:00	Fine	009889	2.7964	2.9518	19205.94	19229.94	24.00	1.40	1.40	1.40	2013	77
10-Oct-14	8:00	Fine	010149	2.7660	2.9165	19232.94	19256.94	24.00	1.38	1.38	1.38	1987	76
16-Oct-14	8:00	Rainy	010193	2.7594	2.9075	19259.94	19283.94	24.00	1.45	1.45	1.45	2095	71
22-Oct-14	8:00	Cloudy	010297	2.7786	2.9395	19287.03	19311.03	24.00	1.17	1.17	1.17	1688	95

Report on 1-hour TSP monitoring

Action Level ($\mu\text{g}/\text{m}^3$) - 312.5

Limit Level ($\mu\text{g}/\text{m}^3$) - 500

Date	Sampling Time	Weather Condition	Filter paper no.	Filter Weight, g		Elapse Time, hr		Sampling Time, hr	Flow Rate, m^3/min			Total Volume, m^3	TSP Level, $\mu\text{g}/\text{m}^3$
				Initial	Final	Initial	Final		Initial, Q_{si}	Final, Q_{sf}	Average		
30-Sep-14	8:30	Rainy	009874	2.7812	2.7877	19202.94	19203.94	1.00	1.36	1.36	1.36	82	80
30-Sep-14	9:35	Rainy	009897	2.7729	2.7819	19203.94	19204.94	1.00	1.43	1.43	1.43	86	105
30-Sep-14	10:40	Rainy	009895	2.7791	2.7878	19204.94	19205.94	1.00	1.39	1.39	1.39	84	104
6-Oct-14	8:40	Fine	010066	2.7622	2.7719	19229.94	19230.94	1.00	1.36	1.36	1.36	82	119
6-Oct-14	9:43	Fine	010135	2.7615	2.7714	19230.94	19231.94	1.00	1.36	1.36	1.36	82	121
6-Oct-14	13:00	Fine	010148	2.7827	2.7914	19231.94	19232.94	1.00	1.36	1.36	1.36	82	106
11-Oct-14	8:30	Fine	010199	2.7704	2.7741	19256.94	19257.94	1.00	1.36	1.36	1.36	82	45
11-Oct-14	9:34	Fine	010188	2.7735	2.7773	19257.94	19258.94	1.00	1.34	1.34	1.34	81	47
11-Oct-14	10:42	Fine	010196	2.7715	2.7736	19258.94	19259.94	1.00	1.36	1.36	1.36	82	26
17-Oct-14	8:25	Fine	010291	2.7717	2.7853	19283.94	19284.94	1.00	1.40	1.40	1.40	84	162
17-Oct-14	9:38	Fine	010293	2.7536	2.7635	19284.94	19285.94	1.00	1.37	1.37	1.37	82	121
17-Oct-14	10:47	Fine	010295	2.7614	2.7697	19285.94	19286.94	1.00	1.37	1.37	1.37	82	101
23-Oct-14	9:40	Cloudy	010150	2.7766	2.7871	19311.03	19312.03	1.00	1.17	1.17	1.17	70	149
23-Oct-14	10:43	Cloudy	010053	2.7768	2.7870	19312.03	19313.03	1.00	1.17	1.17	1.17	70	145
23-Oct-14	13:00	Cloudy	010137	2.7752	2.7837	19313.03	19314.03	1.00	1.17	1.17	1.17	70	121

Location: CMA5a - Children Garden opposite to Pedestrian Plaza

Report on 24-hour TSP monitoring

Action Level ($\mu\text{g}/\text{m}^3$) - 181

Limit Level ($\mu\text{g}/\text{m}^3$) - 260

Date	Sampling Time	Weather Condition	Filter paper no.	Filter Weight, g		Elapse Time, hr		Sampling Time, hr	Flow Rate, m^3/min			Total Volume, m^3	TSP Level, $\mu\text{g}/\text{m}^3$
				Initial	Final	Initial	Final		Initial, Q_{si}	Final, Q_{sf}	Average		
30-Sep-14	16:49	Rainy	009909	2.7549	2.8777	20153.08	20177.08	24.00	1.32	1.32	1.32	1905	64
4-Oct-14	8:00	Fine	009876	2.7813	2.9511	20177.08	20201.08	24.00	1.31	1.31	1.31	1883	90
10-Oct-14	8:00	Fine	009925	2.7555	3.0138	20204.08	20228.08	24.00	1.27	1.27	1.27	1828	141
16-Oct-14	8:00	Rainy	010351	2.7702	3.0388	20231.08	20255.08	24.00	1.33	1.33	1.33	1916	140
22-Oct-14	8:00	Cloudy	010325	2.7806	2.9588	20258.07	20282.07	24.00	1.12	1.12	1.12	1610	111

Remarks: Due to interruption of electricity, the 24hr TSP was rescheduled from 29 September 2014 to 30 September 2014

Report on 1-hour TSP monitoring

Action Level ($\mu\text{g}/\text{m}^3$) - 332

Limit Level ($\mu\text{g}/\text{m}^3$) - 500

Date	Sampling Time	Weather Condition	Filter paper no.	Filter Weight, g		Elapse Time, hr		Sampling Time, hr	Flow Rate, m^3/min			Total Volume, m^3	TSP Level, $\mu\text{g}/\text{m}^3$
				Initial	Final	Initial	Final		Initial, Q_{si}	Final, Q_{sf}	Average		
30-Sep-14	13:29	Rainy	009900	2.7889	2.8064	20150.08	20151.08	1.00	1.32	1.32	1.32	79	221
30-Sep-14	14:34	Rainy	009903	2.7856	2.8004	20151.08	20152.08	1.00	1.32	1.32	1.32	79	187
30-Sep-14	15:36	Rainy	009906	2.7605	2.7761	20152.08	20153.08	1.00	1.32	1.32	1.32	79	197
6-Oct-14	9:34	Fine	009912	2.7628	2.7746	20201.08	20202.08	1.00	1.27	1.27	1.27	76	155
6-Oct-14	13:34	Fine	009915	2.7502	2.7694	20202.08	20203.08	1.00	1.27	1.27	1.27	76	252
6-Oct-14	15:40	Fine	009920	2.7404	2.7581	20203.08	20204.08	1.00	1.27	1.31	1.29	77	229
11-Oct-14	13:00	Fine	010342	2.7610	2.7746	20228.08	20229.08	1.00	1.27	1.27	1.27	76	179
11-Oct-14	14:13	Fine	010345	2.7569	2.7652	20229.08	20230.08	1.00	1.27	1.27	1.27	76	109
11-Oct-14	15:46	Fine	010348	2.7642	2.7734	20230.08	20231.08	1.00	1.27	1.27	1.27	76	121
17-Oct-14	13:00	Fine	009989	2.7394	2.7558	20255.08	20256.08	1.00	1.33	1.33	1.33	80	205
17-Oct-14	14:45	Fine	010319	2.7670	2.7790	20256.08	20257.08	1.00	1.33	1.33	1.33	80	150
17-Oct-14	16:30	Fine	010322	2.7631	2.7782	20257.08	20258.08	1.00	1.33	1.33	1.33	80	189
23-Oct-14	13:00	Cloudy	010287	2.7664	2.7742	20282.07	20283.07	1.00	1.12	1.12	1.12	67	116
23-Oct-14	14:24	Cloudy	009972	2.7400	2.7484	20283.07	20284.07	1.00	1.12	1.12	1.12	67	125
23-Oct-14	15:28	Cloudy	010272	2.7674	2.7765	20284.07	20285.07	1.00	1.12	1.12	1.12	67	135



Location: MA1e - International Finance Centre (Eastern Wing)

Report on 24-hour TSP monitoring

Action Level ($\mu\text{g}/\text{m}^3$) - 173.4

Limit Level ($\mu\text{g}/\text{m}^3$) - 260

Date	Sampling Time	Weather Condition	Filter paper no.	Filter Weight, g		Elapse Time, hr		Sampling Time, hr	Flow Rate, m^3/min			Total Volume, m^3	TSP Level, $\mu\text{g}/\text{m}^3$
				Initial	Final	Initial	Final		Initial, Q_{si}	Final, Q_{sf}	Average		
29-Sep-14	8:00	Fine	009894	2.7753	2.9266	15862.04	15886.04	24.00	1.29	1.28	1.29	1851	82
4-Oct-14	8:00	Fine	009890	2.8075	2.9959	15889.04	15913.04	24.00	1.21	1.21	1.21	1743	108
10-Oct-14	8:00	Fine	010185	2.7626	2.9790	15916.04	15940.04	24.00	1.21	1.21	1.21	1740	124
16-Oct-14	8:00	Rainy	010352	2.7807	3.0287	15943.04	15967.04	24.00	1.30	1.30	1.30	1868	133
22-Oct-14	8:00	Cloudy	010357	2.7825	2.9457	15970.04	15994.04	24.00	1.27	1.27	1.27	1827	89

Report on 1-hour TSP monitoring

Action Level ($\mu\text{g}/\text{m}^3$) - 325.1

Limit Level ($\mu\text{g}/\text{m}^3$) - 500

Date	Sampling Time	Weather Condition	Filter paper no.	Filter Weight, g		Elapse Time, hr		Sampling Time, hr	Flow Rate, m^3/min			Total Volume, m^3	TSP Level, $\mu\text{g}/\text{m}^3$
				Initial	Final	Initial	Final		Initial, Q_{si}	Final, Q_{sf}	Average		
30-Sep-14	8:40	Rainy	009948	2.7472	2.7585	15886.04	15887.04	1.00	1.28	1.28	1.28	77	147
30-Sep-14	9:58	Rainy	009951	2.7365	2.7511	15887.04	15888.04	1.00	1.28	1.28	1.28	77	189
30-Sep-14	13:00	Rainy	009954	2.7571	2.7742	15888.04	15889.04	1.00	1.28	1.28	1.28	77	222
6-Oct-14	8:08	Fine	009944	2.7468	2.7597	15913.06	15914.06	1.00	1.21	1.16	1.19	71	181
6-Oct-14	13:00	Fine	009913	2.7676	2.7763	15914.06	15915.06	1.00	1.16	1.16	1.16	70	125
6-Oct-14	14:25	Fine	009917	2.7639	2.7773	15915.06	15916.06	1.00	1.16	1.16	1.16	70	193
11-Oct-14	8:26	Fine	009927	2.7507	2.7602	15940.04	15941.04	1.00	1.21	1.21	1.21	72	131
11-Oct-14	9:30	Fine	010334	2.7742	2.7819	15941.04	15942.04	1.00	1.21	1.21	1.21	72	106
11-Oct-14	10:33	Fine	010337	2.7769	2.7898	15942.04	15943.04	1.00	1.21	1.21	1.21	72	178
17-Oct-14	8:23	Fine	010326	2.7638	2.7769	15967.04	15968.04	1.00	1.30	1.30	1.30	78	168
17-Oct-14	9:28	Fine	010329	2.7706	2.7849	15968.04	15969.04	1.00	1.30	1.30	1.30	78	184
17-Oct-14	10:30	Fine	010332	2.7733	2.7867	15969.04	15970.04	1.00	1.30	1.30	1.30	78	172
23-Oct-14	9:03	Cloudy	010290	2.7587	2.7645	15994.04	15995.04	1.00	1.27	1.27	1.27	76	76
23-Oct-14	10:06	Cloudy	010279	2.7593	2.7652	15995.04	15996.04	1.00	1.27	1.27	1.27	76	77
23-Oct-14	13:00	Cloudy	010282	2.7673	2.7749	15996.04	15997.04	1.00	1.27	1.27	1.27	76	100



Location: MA1w - International Finance Centre (Western Wing)

Report on 24-hour TSP monitoring

Action Level ($\mu\text{g}/\text{m}^3$) - 173.4
Limit Level ($\mu\text{g}/\text{m}^3$) - 260

Date	Sampling Time	Weather Condition	Filter paper no.	Filter Weight, g		Elapse Time, hr		Sampling Time, hr	Flow Rate, m^3/min			Total Volume, m^3	TSP Level, $\mu\text{g}/\text{m}^3$
				Initial	Final	Initial	Final		Initial, Q_{si}	Final, Q_{sf}	Average		
29-Sep-14	8:00	Fine	009946	2.7327	2.8696	15912.60	15936.60	24.00	1.34	1.27	1.30	1879	73
4-Oct-14	8:00	Fine	009891	2.7639	2.9256	15939.60	15963.60	24.00	1.28	1.28	1.28	1843	88
10-Oct-14	8:00	Fine	010186	2.7594	2.9253	15966.60	15990.60	24.00	1.28	1.28	1.28	1840	90
16-Oct-14	8:00	Rainy	010353	2.7536	2.8928	15993.60	16017.60	24.00	1.29	1.29	1.29	1853	75
22-Oct-14	8:00	Cloudy	010358	2.7632	2.9218	16020.60	16044.60	24.00	1.27	1.28	1.27	1834	86

Report on 1-hour TSP monitoring

Action Level ($\mu\text{g}/\text{m}^3$) - 325.1
Limit Level ($\mu\text{g}/\text{m}^3$) - 500

Date	Sampling Time	Weather Condition	Filter paper no.	Filter Weight, g		Elapse Time, hr		Sampling Time, hr	Flow Rate, m^3/min			Total Volume, m^3	TSP Level, $\mu\text{g}/\text{m}^3$
				Initial	Final	Initial	Final		Initial, Q_{si}	Final, Q_{sf}	Average		
30-Sep-14	8:46	Rainy	009949	2.7402	2.7502	15936.60	15937.60	1.00	1.27	1.27	1.27	76	131
30-Sep-14	10:30	Rainy	009952	2.7463	2.7566	15937.60	15938.60	1.00	1.27	1.30	1.29	77	133
30-Sep-14	13:00	Rainy	009955	2.7483	2.7605	15938.60	15939.60	1.00	1.30	1.33	1.32	79	154
6-Oct-14	8:16	Fine	009323	2.8491	2.8580	15963.60	15964.60	1.00	1.31	1.31	1.31	79	113
6-Oct-14	13:00	Fine	009871	2.7900	2.7984	15964.60	15965.60	1.00	1.28	1.28	1.28	77	109
6-Oct-14	14:33	Fine	009918	2.7584	2.7704	15965.60	15966.60	1.00	1.28	1.28	1.28	77	156
11-Oct-14	8:33	Fine	009926	2.7508	2.7601	15990.60	15991.60	1.00	1.28	1.28	1.28	77	121
11-Oct-14	9:37	Fine	010335	2.7573	2.7632	15991.60	15992.60	1.00	1.28	1.28	1.28	77	77
11-Oct-14	10:42	Fine	010338	2.7688	2.7764	15992.60	15993.60	1.00	1.28	1.28	1.28	77	99
17-Oct-14	8:29	Fine	010327	2.7781	2.7877	16017.60	16018.60	1.00	1.29	1.29	1.29	77	124
17-Oct-14	9:33	Fine	010330	2.7796	2.7913	16018.60	16019.60	1.00	1.32	1.32	1.32	79	148
17-Oct-14	10:37	Fine	010355	2.7666	2.7767	16019.60	16020.60	1.00	1.29	1.29	1.29	77	131
23-Oct-14	9:08	Cloudy	010277	2.7655	2.7720	16044.60	16045.60	1.00	1.28	1.28	1.28	77	85
23-Oct-14	10:12	Cloudy	010280	2.7566	2.7644	16045.60	16046.60	1.00	1.30	1.30	1.30	78	100
23-Oct-14	13:00	Cloudy	010283	2.7435	2.7533	16046.60	16047.60	1.00	1.30	1.30	1.30	78	125



Location: CMA1b - Oil Street Site Office

Report on 24-hour TSP monitoring

Action Level ($\mu\text{g}/\text{m}^3$) - 176.7

Limit Level ($\mu\text{g}/\text{m}^3$) - 260

Date	Sampling Time	Weather Condition	Filter paper no.	Filter Weight, g		Elapse Time, hr		Sampling Time, hr	Flow Rate, m^3/min			Total Volume, m^3	TSP Level, $\mu\text{g}/\text{m}^3$
				Initial	Final	Initial	Final		Initial, Q_{si}	Final, Q_{sf}	Average		
28-Oct-14	8:00	Cloudy	009520	2.8103	2.9089	5352.90	5376.90	24.00	0.98	0.98	0.98	1408	70
3-Nov-14	8:00	Cloudy	010178	2.7653	2.9407	5379.90	5403.90	24.00	1.04	1.03	1.03	1490	118
8-Nov-14	8:00	Cloudy	010171	2.7434	2.8184	5407.47	5431.47	24.00	0.98	0.98	0.98	1416	53
14-Nov-14	8:00	Cloudy	010481	2.7350	2.9012	5434.47	5458.47	24.00	0.99	0.98	0.98	1418	117
20-Nov-14	8:00	Fine	010487	2.7344	2.9087	5461.47	5485.47	24.00	0.98	0.98	0.98	1415	123
26-Nov-14	8:00	Cloudy	010463	2.7507	2.9226	5488.47	5512.47	24.00	0.98	0.98	0.98	1412	122

Report on 1-hour TSP monitoring

Action Level ($\mu\text{g}/\text{m}^3$) - 320.1

Limit Level ($\mu\text{g}/\text{m}^3$) - 500

Date	Sampling Time	Weather Condition	Filter paper no.	Filter Weight, g		Elapse Time, hr		Sampling Time, hr	Flow Rate, m^3/min			Total Volume, m^3	TSP Level, $\mu\text{g}/\text{m}^3$
				Initial	Final	Initial	Final		Initial, Q_{si}	Final, Q_{sf}	Average		
29-Oct-14	8:07	Cloudy	009522	2.8144	2.8190	5376.90	5377.90	1.00	0.98	0.98	0.98	59	78
29-Oct-14	9:15	Cloudy	009807	2.8099	2.8169	5377.90	5378.90	1.00	0.98	0.98	0.98	59	119
29-Oct-14	13:00	Cloudy	010180	2.7551	2.7618	5378.90	5379.90	1.00	0.98	0.98	0.98	59	114
4-Nov-14	8:30	Cloudy	010162	2.7509	2.7604	5404.47	5405.47	1.00	0.98	0.98	0.98	59	161
4-Nov-14	9:35	Cloudy	010165	2.7661	2.7743	5405.47	5406.47	1.00	0.98	0.98	0.98	59	139
4-Nov-14	10:42	Cloudy	010168	2.7559	2.7641	5406.47	5407.47	1.00	0.98	0.98	0.98	59	140
10-Nov-14	8:10	Cloudy	010476	2.7329	2.7433	5431.47	5432.47	1.00	0.98	0.98	0.98	59	177
10-Nov-14	10:45	Cloudy	010477	2.7477	2.7546	5432.47	5433.47	1.00	0.93	0.93	0.93	56	124
10-Nov-14	13:00	Cloudy	010479	2.7434	2.7500	5433.47	5434.47	1.00	0.93	0.93	0.93	56	119
15-Nov-14	8:10	Cloudy	010483	2.7321	2.7389	5458.47	5459.47	1.00	0.98	0.98	0.98	59	115
15-Nov-14	10:45	Cloudy	010485	2.7297	2.7354	5459.47	5460.47	1.00	0.93	0.93	0.93	56	102
15-Nov-14	13:00	Cloudy	010486	2.7374	2.7475	5460.47	5461.47	1.00	0.93	0.93	0.93	56	181
21-Nov-14	8:20	Fine	010491	2.7314	2.7376	5485.47	5486.47	1.00	1.04	1.04	1.04	62	100
21-Nov-14	9:34	Fine	010493	2.7262	2.7355	5486.47	5487.47	1.00	1.04	1.04	1.04	62	150
21-Nov-14	10:46	Fine	010461	2.7311	2.7430	5487.47	5488.47	1.00	1.04	1.04	1.04	62	192
27-Nov-14	8:10	Cloudy	010550	2.7265	2.7337	5512.47	5513.47	1.00	0.98	0.98	0.98	59	122
27-Nov-14	9:25	Cloudy	010154	2.7653	2.7753	5513.47	5514.47	1.00	0.98	0.98	0.98	59	170
27-Nov-14	10:40	Cloudy	010156	2.7512	2.7612	5514.47	5515.47	1.00	0.98	0.98	0.98	59	170

Location: CMA2a - Causeway Bay Community Centre

Report on 24-hour TSP monitoring
Action Level ($\mu\text{g}/\text{m}^3$) - 169.5
Limit Level ($\mu\text{g}/\text{m}^3$) - 260

Date	Sampling Time	Weather Condition	Filter paper no.	Filter Weight, g		Elapse Time, hr		Sampling Time, hr	Flow Rate, m^3/min			Total Volume, m^3	TSP Level, $\mu\text{g}/\text{m}^3$
				Initial	Final	Initial	Final		Initial, Q_{si}	Final, Q_{sf}	Average		
28-Oct-14	8:00	Cloudy	009521	2.8191	3.0006	15063.40	15087.40	24.00	1.11	1.11	1.11	1605	113
3-Nov-14	8:00	Cloudy	010176	2.7558	2.9864	15090.40	15114.40	24.00	1.03	1.03	1.03	1479	156
8-Nov-14	8:00	Cloudy	010172	2.7562	2.8105	15117.40	15141.40	24.00	0.97	1.03	1.00	1437	38
14-Nov-14	8:00	Cloudy	010482	2.7327	2.9476	15144.41	15168.41	24.00	1.03	1.03	1.03	1484	145
20-Nov-14	8:00	Fine	010488	2.7247	2.8155	15171.41	15195.41	24.00	1.03	1.03	1.03	1480	61
26-Nov-14	8:00	Cloudy	010464	2.7442	2.9726	15198.41	15222.41	24.00	1.02	1.03	1.02	1476	155

Report on 1-hour TSP monitoring
Action Level ($\mu\text{g}/\text{m}^3$) - 323.4
Limit Level ($\mu\text{g}/\text{m}^3$) - 500

Date	Sampling Time	Weather Condition	Filter paper no.	Filter Weight, g		Elapse Time, hr		Sampling Time, hr	Flow Rate, m^3/min			Total Volume, m^3	TSP Level, $\mu\text{g}/\text{m}^3$
				Initial	Final	Initial	Final		Initial, Q_{si}	Final, Q_{sf}	Average		
29-Oct-14	8:05	Cloudy	009806	2.8230	2.8308	15087.40	15088.40	1.00	1.11	1.11	1.11	67	117
29-Oct-14	9:15	Cloudy	009808	2.8163	2.8236	15088.40	15089.40	1.00	1.11	1.11	1.11	67	109
29-Oct-14	13:00	Cloudy	010179	2.7490	2.7582	15089.40	15090.40	1.00	1.11	1.11	1.11	67	138
4-Nov-14	8:35	Cloudy	010163	2.7510	2.7612	15114.40	15115.40	1.00	1.03	1.03	1.03	62	166
4-Nov-14	9:43	Cloudy	010166	2.7664	2.7768	15115.40	15116.40	1.00	1.03	1.03	1.03	62	169
4-Nov-14	10:50	Cloudy	010169	2.7513	2.7608	15116.40	15117.40	1.00	1.03	1.03	1.03	62	154
10-Nov-14	8:10	Cloudy	010174	2.7478	2.7528	15141.40	15142.40	1.00	0.96	0.96	0.96	58	86
10-Nov-14	11:00	Cloudy	010478	2.7406	2.7456	15142.40	15143.40	1.00	0.96	0.96	0.96	58	86
10-Nov-14	13:00	Cloudy	010480	2.7431	2.7476	15143.40	15144.40	1.00	0.96	0.96	0.96	58	78
15-Nov-14	8:03	Cloudy	008435	2.8551	2.8631	15168.41	15169.41	1.00	1.09	1.09	1.09	65	122
15-Nov-14	9:06	Cloudy	010484	2.7248	2.7346	15169.41	15170.41	1.00	1.09	1.09	1.09	65	150
15-Nov-14	10:09	Cloudy	009000	2.8236	2.8352	15170.41	15171.41	1.00	1.09	1.09	1.09	65	177
21-Nov-14	8:10	Fine	010492	2.7304	2.7359	15195.41	15196.41	1.00	0.97	0.97	0.97	58	95
21-Nov-14	9:16	Fine	010463	2.7468	2.7533	15196.41	15197.41	1.00	1.03	1.03	1.03	62	105
21-Nov-14	10:30	Fine	010462	2.7351	2.7395	15197.41	15198.41	1.00	0.97	0.97	0.97	58	76
27-Nov-14	8:08	Cloudy	010565	2.7499	2.7595	15222.41	15223.41	1.00	0.96	0.96	0.96	58	166
27-Nov-14	9:12	Cloudy	010155	2.7556	2.7635	15223.41	15224.41	1.00	0.90	0.90	0.90	54	146
27-Nov-14	10:20	Cloudy	010157	2.7348	2.7468	15224.41	15225.41	1.00	1.03	1.03	1.03	62	195



Location: CMA3a - CWB PRE Site Office Area

Report on 24-hour TSP monitoring
Action Level ($\mu\text{g}/\text{m}^3$) - 171
Limit Level ($\mu\text{g}/\text{m}^3$) - 260

Date	Sampling Time	Weather Condition	Filter paper no.	Filter Weight, g		Elapse Time, hr		Sampling Time, hr	Flow Rate, m^3/min			Total Volume, m^3	TSP Level, $\mu\text{g}/\text{m}^3$
				Initial	Final	Initial	Final		Initial, Q_{si}	Final, Q_{sf}	Average		
28-Oct-14	8:00	Cloudy	010138	2.7674	2.9659	2482.34	2506.34	24.00	1.30	1.30	1.30	1872	106
3-Nov-14	8:00	Cloudy	010363	2.7628	2.9428	2509.59	2533.59	24.00	1.23	1.23	1.23	1769	102
8-Nov-14	8:00	Cloudy	010229	2.7700	2.8319	2536.56	2560.56	24.00	1.23	1.23	1.23	1772	35
14-Nov-14	8:00	Cloudy	010380	2.7798	2.9550	2563.56	2587.56	24.00	1.23	1.23	1.23	1774	99
21-Nov-14	16:35	Fine	010128	2.7561	2.9131	2593.55	2617.55	24.00	1.28	1.28	1.28	1843	85
26-Nov-14	8:00	Cloudy	010465	2.7440	2.9571	2617.55	2641.55	24.00	1.28	1.28	1.28	1840	116

Remarks: Due to interruption of electricity, the 24hr TSP was rescheduled from 20 November 2014 to 21 November 2014.

Report on 1-hour TSP monitoring
Action Level ($\mu\text{g}/\text{m}^3$) - 311.3
Limit Level ($\mu\text{g}/\text{m}^3$) - 500

Date	Sampling Time	Weather Condition	Filter paper no.	Filter Weight, g		Elapse Time, hr		Sampling Time, hr	Flow Rate, m^3/min			Total Volume, m^3	TSP Level, $\mu\text{g}/\text{m}^3$
				Initial	Final	Initial	Final		Initial, Q_{si}	Final, Q_{sf}	Average		
29-Oct-14	8:51	Cloudy	010376	2.7689	2.7796	2506.34	2507.34	1.00	1.18	1.18	1.18	71	151
29-Oct-14	9:58	Cloudy	010394	2.7578	2.7680	2507.34	2508.34	1.00	1.18	1.18	1.18	71	144
29-Oct-14	13:00	Cloudy	010369	2.7622	2.7724	2508.34	2509.34	1.00	1.18	1.18	1.18	71	144
4-Nov-14	9:00	Cloudy	010225	2.7815	2.7875	2533.59	2534.59	1.00	1.15	1.15	1.15	69	87
4-Nov-14	10:06	Cloudy	010227	2.7670	2.7708	2534.59	2535.59	1.00	1.00	1.00	1.00	60	63
4-Nov-14	13:00	Cloudy	010229	2.7656	2.7718	2535.59	2536.59	1.00	1.08	1.00	1.04	62	99
10-Nov-14	8:40	Cloudy	010373	2.7688	2.7734	2560.56	2561.56	1.00	1.08	1.08	1.08	65	71
10-Nov-14	9:42	Cloudy	010375	2.7669	2.7723	2561.56	2562.56	1.00	1.08	1.08	1.08	65	84
10-Nov-14	10:57	Cloudy	010378	2.7607	2.7662	2562.56	2563.56	1.00	1.08	1.08	1.08	65	85
15-Nov-14	9:05	Cloudy	010503	2.7339	2.7422	2587.56	2588.56	1.00	1.08	1.08	1.08	65	128
15-Nov-14	10:32	Cloudy	010501	2.7257	2.7322	2588.56	2589.56	1.00	1.08	1.08	1.08	65	100
15-Nov-14	13:00	Cloudy	010498	2.7295	2.7428	2589.56	2590.56	1.00	1.08	1.08	1.08	65	205
21-Nov-14	8:07	Fine	010490	2.7130	2.7211	2590.55	2591.55	1.00	1.15	1.15	1.15	69	117
21-Nov-14	9:35	Fine	101470	2.7520	2.7591	2591.55	2592.55	1.00	1.15	1.15	1.15	69	103
21-Nov-14	15:20	Fine	010132	2.7613	2.7704	2592.55	2593.55	1.00	1.15	1.15	1.15	69	132
27-Nov-14	9:40	Cloudy	010212	2.7426	2.7494	2641.55	2642.55	1.00	1.08	1.08	1.08	65	105
27-Nov-14	10:43	Cloudy	010210	2.7582	2.7654	2642.55	2643.55	1.00	1.15	1.15	1.15	69	104
27-Nov-14	13:00	Cloudy	010208	2.7491	2.7543	2643.55	2644.55	1.00	1.08	1.08	1.08	65	80



Location: CMA4a - SPCA

Report on 24-hour TSP monitoring

Action Level ($\mu\text{g}/\text{m}^3$) - 171.2

Limit Level ($\mu\text{g}/\text{m}^3$) - 260

Date	Sampling Time	Weather Condition	Filter paper no.	Filter Weight, g		Elapse Time, hr		Sampling Time, hr	Flow Rate, m^3/min			Total Volume, m^3	TSP Level, $\mu\text{g}/\text{m}^3$
				Initial	Final	Initial	Final		Initial, Q_{si}	Final, Q_{sf}	Average		
28-Oct-14	8:00	Cloudy	010139	2.7715	2.9583	19314.02	19338.02	24.00	1.22	1.22	1.22	1763	106
3-Nov-14	8:00	Cloudy	010367	2.7694	2.9492	19341.03	19365.03	24.00	1.23	1.23	1.23	1769	102
8-Nov-14	8:00	Cloudy	010230	2.7686	2.8239	19368.01	19392.01	24.00	1.23	1.23	1.23	1772	31
14-Nov-14	8:00	Cloudy	010379	2.7854	2.9603	19395.01	19419.01	24.00	1.23	1.23	1.23	1774	99
21-Nov-14	16:20	Fine	010133	2.7710	2.9220	19425.00	19449.00	24.00	1.18	1.18	1.18	1697	89
26-Nov-14	8:00	Cloudy	010576	2.7148	2.8904	19454.24	19478.24	24.00	1.23	1.23	1.23	1767	99

Remarks: Due to interruption of electricity, the 24hr TSP was rescheduled from 20 November 2014 to 21 November 2014.

Report on 1-hour TSP monitoring

Action Level ($\mu\text{g}/\text{m}^3$) - 312.5

Limit Level ($\mu\text{g}/\text{m}^3$) - 500

Date	Sampling Time	Weather Condition	Filter paper no.	Filter Weight, g		Elapse Time, hr		Sampling Time, hr	Flow Rate, m^3/min			Total Volume, m^3	TSP Level, $\mu\text{g}/\text{m}^3$
				Initial	Final	Initial	Final		Initial, Q_{si}	Final, Q_{sf}	Average		
29-Oct-14	8:38	Cloudy	010364	2.7398	2.7451	19338.02	19339.02	1.00	1.17	1.17	1.17	70	75
29-Oct-14	9:45	Cloudy	010360	2.7752	2.7827	19339.02	19340.02	1.00	1.17	1.17	1.17	70	106
29-Oct-14	13:00	Cloudy	010372	2.7681	2.7748	19340.02	19341.02	1.00	1.17	1.20	1.19	71	94
4-Nov-14	8:50	Cloudy	010224	2.7730	2.7820	19365.03	19366.03	1.00	1.23	1.23	1.23	74	122
4-Nov-14	9:53	Cloudy	010226	2.7534	2.7584	19366.03	19367.03	1.00	1.18	1.18	1.18	71	71
4-Nov-14	10:58	Cloudy	001028	2.7556	2.7638	19367.03	19368.03	1.00	1.28	1.28	1.28	77	107
10-Nov-14	8:30	Cloudy	010371	2.7674	2.7729	19392.01	19393.01	1.00	1.23	1.23	1.23	74	75
10-Nov-14	9:41	Cloudy	010374	2.7783	2.7851	19393.01	19394.01	1.00	1.18	1.18	1.18	71	96
10-Nov-14	10:50	Cloudy	010377	2.7784	2.7831	19394.01	19395.01	1.00	1.18	1.18	1.18	71	67
15-Nov-14	8:53	Cloudy	010502	2.7296	2.7334	19419.01	19420.01	1.00	1.23	1.23	1.23	74	51
15-Nov-14	9:55	Cloudy	010500	2.7230	2.7265	19420.01	19421.01	1.00	1.23	1.23	1.23	74	47
15-Nov-14	10:58	Cloudy	010499	2.7207	2.7262	19421.01	19422.01	1.00	1.23	1.23	1.23	74	74
21-Nov-14	8:05	Fine	010489	2.7223	2.7299	19422.00	19423.00	1.00	1.18	1.18	1.18	71	107
21-Nov-14	10:28	Fine	010471	2.7501	2.7570	19423.00	19424.00	1.00	1.18	1.18	1.18	71	98
21-Nov-14	15:00	Fine	010131	2.7648	2.7740	19424.00	19425.00	1.00	1.18	1.18	1.18	71	130
27-Nov-14	9:28	Cloudy	010544	2.7447	2.7533	19478.24	19479.24	1.00	1.23	1.23	1.23	74	117
27-Nov-14	10:45	Cloudy	010211	2.7589	2.7597	19479.24	19480.24	1.00	1.18	1.18	1.18	71	11
27-Nov-14	13:00	Cloudy	010209	2.7507	2.7581	19480.24	19481.24	1.00	1.23	1.23	1.23	74	100

Location: CMA5a - Children Garden opposite to Pedestrian Plaza

Report on 24-hour TSP monitoring

Action Level ($\mu\text{g}/\text{m}^3$) - 181

Limit Level ($\mu\text{g}/\text{m}^3$) - 260

Date	Sampling Time	Weather Condition	Filter paper no.	Filter Weight, g		Elapse Time, hr		Sampling Time, hr	Flow Rate, m^3/min			Total Volume, m^3	TSP Level, $\mu\text{g}/\text{m}^3$
				Initial	Final	Initial	Final		Initial, Q_{si}	Final, Q_{sf}	Average		
28-Oct-14	8:00	Cloudy	010265	2.7678	3.0080	20285.07	20309.07	24.00	1.22	1.22	1.22	1759	137
3-Nov-14	8:00	Cloudy	010261	2.7770	2.8596	20312.07	20336.07	24.00	1.06	1.06	1.06	1526	54
8-Nov-14	8:00	Cloudy	010219	2.7791	2.8634	20339.06	20363.06	24.00	1.06	1.06	1.06	1529	55
14-Nov-14	8:00	Cloudy	010387	2.7686	3.0017	20366.06	20390.06	24.00	1.06	1.06	1.06	1531	152
21-Nov-14	15:00	Fine	010573	2.7209	2.8954	20398.90	20422.90	24.00	1.13	1.13	1.13	1624	107
26-Nov-14	8:00	Cloudy	010466	2.7458	2.8181	20422.90	20446.90	24.00	1.12	1.13	1.12	1620	45

Remarks: Due to interruption of electricity, the 24hr TSP was rescheduled from 20 November 2014 to 21 November 2014.

Report on 1-hour TSP monitoring

Action Level ($\mu\text{g}/\text{m}^3$) - 332

Limit Level ($\mu\text{g}/\text{m}^3$) - 500

Date	Sampling Time	Weather Condition	Filter paper no.	Filter Weight, g		Elapse Time, hr		Sampling Time, hr	Flow Rate, m^3/min			Total Volume, m^3	TSP Level, $\mu\text{g}/\text{m}^3$
				Initial	Final	Initial	Final		Initial, Q_{si}	Final, Q_{sf}	Average		
29-Oct-14	9:43	Cloudy	010252	2.7682	2.7793	20309.07	20310.07	1.00	1.22	1.22	1.22	73	151
29-Oct-14	13:00	Cloudy	010255	2.7835	2.7960	20310.07	20311.07	1.00	1.22	1.22	1.22	73	171
29-Oct-14	14:33	Cloudy	010258	2.7953	2.8076	20311.07	20312.07	1.00	1.22	1.22	1.22	73	168
4-Nov-14	13:00	Cloudy	010244	2.7704	2.7851	20336.07	20337.07	1.00	1.06	1.06	1.06	64	231
4-Nov-14	14:15	Cloudy	010247	2.7596	2.7760	20337.07	20338.07	1.00	1.06	1.06	1.06	64	258
4-Nov-14	15:20	Cloudy	010236	2.7642	2.7831	20338.07	20339.07	1.00	1.06	1.06	1.06	64	297
10-Nov-14	9:48	Cloudy	010222	2.7698	2.7797	20363.06	20364.06	1.00	1.06	1.06	1.06	63	156
10-Nov-14	10:58	Cloudy	010383	2.7533	2.7616	20364.06	20365.06	1.00	1.06	1.06	1.06	63	131
10-Nov-14	13:10	Cloudy	010384	2.7728	2.7806	20365.06	20366.06	1.00	1.06	1.06	1.06	63	123
15-Nov-14	13:00	Cloudy	010521	2.7376	2.7488	20390.06	20391.06	1.00	1.06	1.06	1.06	64	176
15-Nov-14	14:06	Cloudy	010518	2.7529	2.7638	20391.06	20392.06	1.00	1.06	1.06	1.06	64	171
15-Nov-14	15:15	Cloudy	010515	2.7469	2.7582	20392.06	20393.06	1.00	1.06	1.06	1.06	64	177
21-Nov-14	8:03	Fine	010205	2.7486	2.7609	20393.05	20394.05	1.00	1.13	1.13	1.13	68	182
21-Nov-14	9:48	Fine	010571	2.7322	2.7444	20395.05	20396.05	1.00	1.06	1.06	1.06	64	192
21-Nov-14	10:53	Fine	010147	2.7694	2.7831	20396.05	20397.05	1.00	1.13	1.13	1.13	68	203
27-Nov-14	8:20	Cloudy	010677	2.7894	2.8069	20446.90	20447.90	1.00	1.06	1.06	1.06	64	275
27-Nov-14	10:30	Cloudy	010681	2.7681	2.7749	20448.60	20449.60	1.00	1.06	1.06	1.06	64	107
27-Nov-14	13:00	Cloudy	010685	2.7820	2.7897	20449.60	20450.60	1.00	1.06	1.06	1.06	64	121



Location: MA1e - International Finance Centre (Eastern Wing)

Report on 24-hour TSP monitoring

Action Level ($\mu\text{g}/\text{m}^3$) - 173.4

Limit Level ($\mu\text{g}/\text{m}^3$) - 260

Date	Sampling Time	Weather Condition	Filter paper no.	Filter Weight, g		Elapse Time, hr		Sampling Time, hr	Flow Rate, m^3/min			Total Volume, m^3	TSP Level, $\mu\text{g}/\text{m}^3$
				Initial	Final	Initial	Final		Initial, Q_{si}	Final, Q_{sf}	Average		
28-Oct-14	8:00	Cloudy	010274	2.7604	2.9810	15997.08	16021.08	24.00	1.34	1.34	1.34	1924	115
3-Nov-14	8:00	Cloudy	010308	2.7830	2.9704	16024.31	16048.31	24.00	1.27	1.27	1.27	1835	102
10-Nov-14	13:00	Cloudy	010317	2.7634	2.8689	16054.51	16078.51	24.00	1.30	1.29	1.29	1864	57
14-Nov-14	8:00	Cloudy	010391	2.7651	2.9013	16078.50	16102.50	24.00	1.28	1.28	1.28	1838	74
20-Nov-14	8:00	Fine	101469	2.7324	2.8449	16105.49	16129.49	24.00	1.27	1.27	1.27	1836	61
26-Nov-14	8:00	Cloudy	010532	2.7360	2.8729	16132.49	16156.49	24.00	1.27	1.27	1.27	1833	75

Remarks: Due to interruption of electricity, the 24hr TSP was rescheduled from 8 November 2014 to 10 November 2014.

Report on 1-hour TSP monitoring

Action Level ($\mu\text{g}/\text{m}^3$) - 325.1

Limit Level ($\mu\text{g}/\text{m}^3$) - 500

Date	Sampling Time	Weather Condition	Filter paper no.	Filter Weight, g		Elapse Time, hr		Sampling Time, hr	Flow Rate, m^3/min			Total Volume, m^3	TSP Level, $\mu\text{g}/\text{m}^3$
				Initial	Final	Initial	Final		Initial, Q_{si}	Final, Q_{sf}	Average		
29-Oct-14	8:50	Cloudy	010299	2.7703	2.7797	16021.08	16022.08	1.00	1.34	1.34	1.34	80	117
29-Oct-14	9:53	Cloudy	010302	2.7702	2.7802	16022.08	16023.08	1.00	1.34	1.34	1.34	80	125
29-Oct-14	10:58	Cloudy	010305	2.7743	2.7804	16023.08	16024.08	1.00	1.34	1.34	1.34	80	76
4-Nov-14	8:29	Cloudy	010262	2.7762	2.7909	16048.31	16049.31	1.00	1.27	1.27	1.27	76	192
4-Nov-14	9:33	Cloudy	010239	2.7726	2.7873	16049.31	16050.31	1.00	1.27	1.27	1.27	76	192
4-Nov-14	10:40	Cloudy	010140	2.7706	2.7855	16050.31	16051.31	1.00	1.27	1.27	1.27	76	195
10-Nov-14	8:25	Cloudy	010232	2.7680	2.7719	16051.51	16052.51	1.00	1.23	1.23	1.23	74	53
10-Nov-14	9:31	Cloudy	010235	2.7563	2.7608	16052.51	16053.51	1.00	1.27	1.27	1.27	76	59
10-Nov-14	10:40	Cloudy	010314	2.7329	2.7351	16053.51	16054.51	1.00	1.32	1.32	1.32	79	28
15-Nov-14	8:45	Cloudy	010454	2.7410	2.7453	16102.50	16103.50	1.00	1.32	1.32	1.32	79	54
15-Nov-14	9:48	Cloudy	010456	2.7387	2.7440	16103.50	16104.50	1.00	1.30	1.30	1.30	78	68
15-Nov-14	10:50	Cloudy	010458	2.7305	2.7369	16104.50	16105.50	1.00	1.28	1.28	1.28	77	84
21-Nov-14	8:06	Fine	010537	2.7206	2.7251	16129.49	16130.49	1.00	1.23	1.23	1.23	74	61
21-Nov-14	9:23	Fine	010533	2.7388	2.7425	16130.49	16131.49	1.00	1.27	1.27	1.27	76	48
21-Nov-14	10:30	Fine	010536	2.7292	2.7341	16131.49	16132.49	1.00	1.23	1.23	1.23	74	66
27-Nov-14	8:30	Cloudy	010664	2.8213	2.8261	16156.49	16157.49	1.00	1.27	1.27	1.27	76	63
27-Nov-14	9:42	Cloudy	010667	2.7866	2.7921	16157.49	16158.49	1.00	1.32	1.32	1.32	79	70
27-Nov-14	10:50	Cloudy	010670	2.7947	2.8003	16158.49	16159.49	1.00	1.27	1.27	1.27	76	73



Location: MA1w - International Finance Centre (Western Wing)

Report on 24-hour TSP monitoring

Action Level ($\mu\text{g}/\text{m}^3$) - 173.4
Limit Level ($\mu\text{g}/\text{m}^3$) - 260

Date	Sampling Time	Weather Condition	Filter paper no.	Filter Weight, g		Elapse Time, hr		Sampling Time, hr	Flow Rate, m^3/min			Total Volume, m^3	TSP Level, $\mu\text{g}/\text{m}^3$
				Initial	Final	Initial	Final		Initial, Q_{si}	Final, Q_{sf}	Average		
29-Oct-14	13:15	Cloudy	010310	2.7799	2.8689	16050.63	16074.63	24.00	1.28	1.27	1.28	1836	48
3-Nov-14	8:00	Cloudy	010175	2.7408	2.8835	16074.63	16098.63	24.00	1.28	1.23	1.25	1806	79
8-Nov-14	8:00	Cloudy	010216	2.7617	2.8320	16101.63	16125.63	24.00	1.28	1.28	1.28	1846	38
14-Nov-14	8:00	Cloudy	010452	2.7282	2.8298	16128.63	16152.63	24.00	1.23	1.23	1.23	1772	57
20-Nov-14	8:00	Fine	010468	2.7366	2.8541	16155.62	16179.62	24.00	1.28	1.28	1.28	1845	64
26-Nov-14	8:00	Cloudy	010537	2.7201	2.8863	16182.62	16206.62	24.00	1.28	1.28	1.28	1841	90

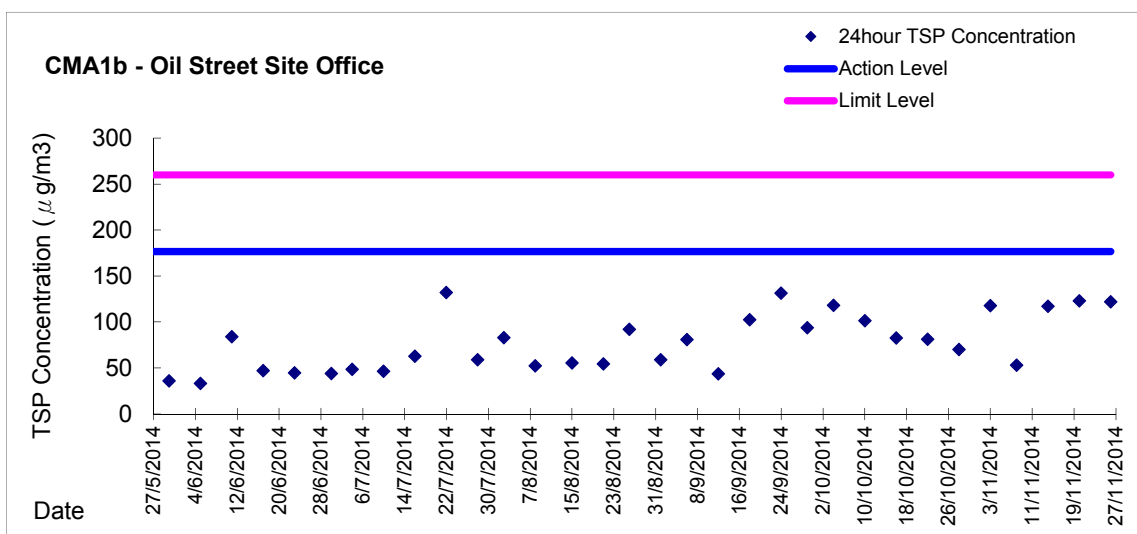
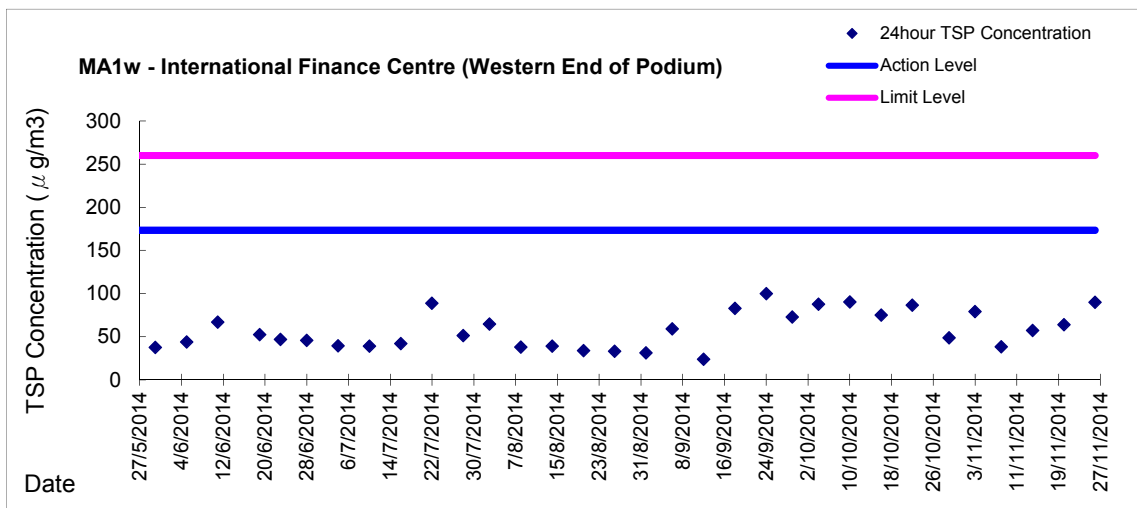
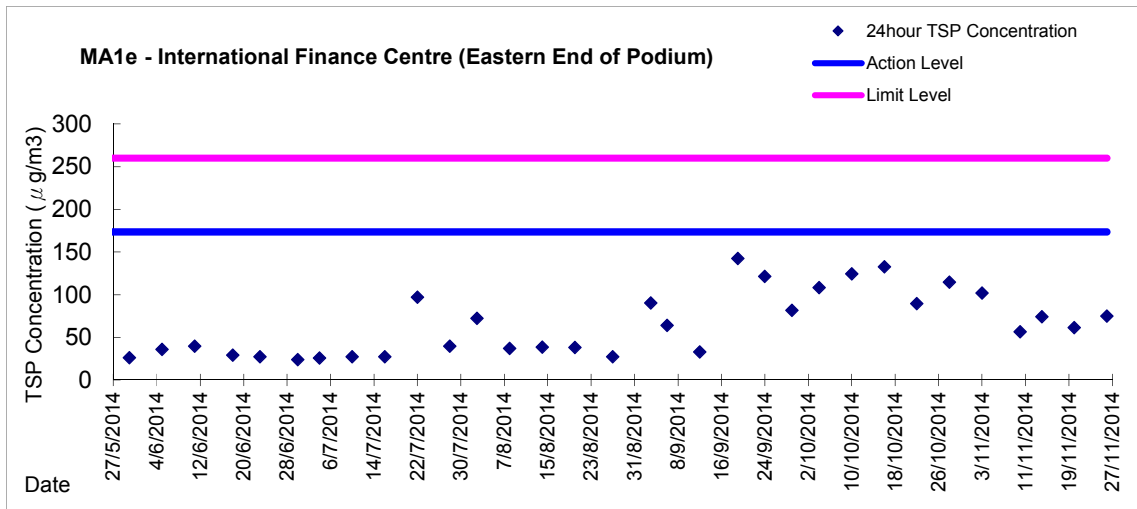
Remarks: Due to interruption of electricity, the 24hr TSP was rescheduled from 28 October 2014 to 29 October 2014.

Report on 1-hour TSP monitoring

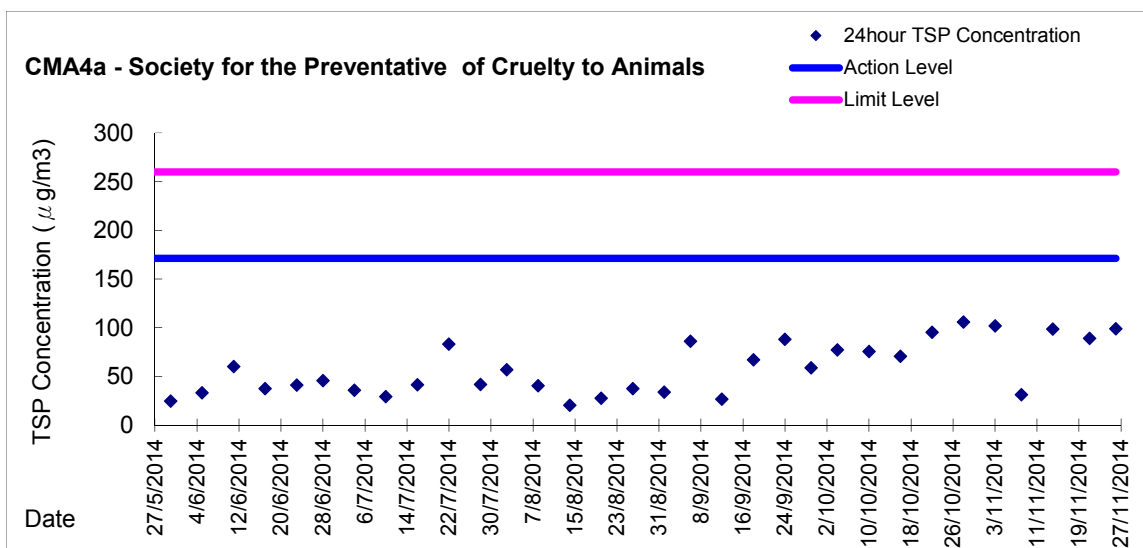
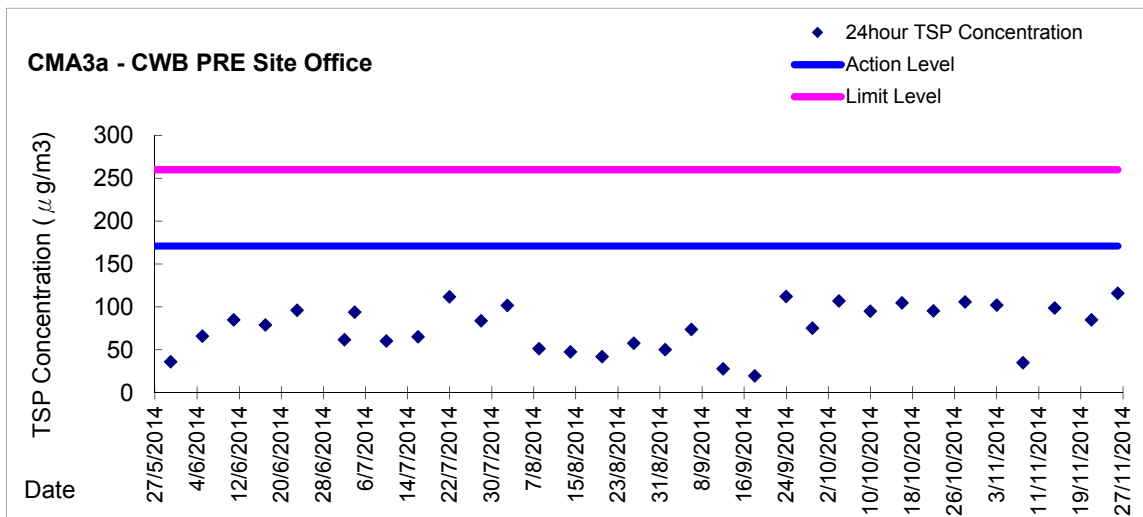
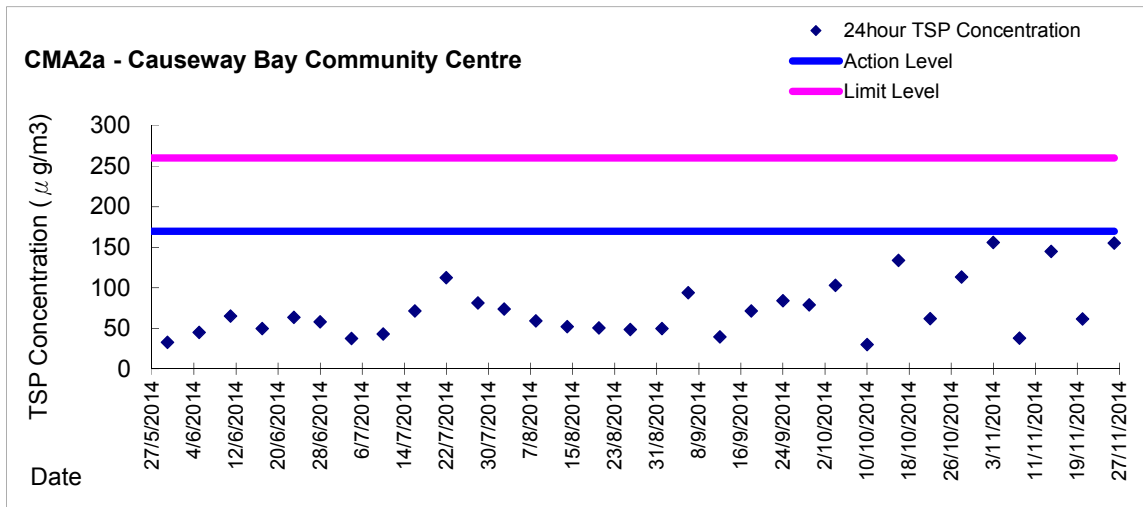
Action Level ($\mu\text{g}/\text{m}^3$) - 325.1
Limit Level ($\mu\text{g}/\text{m}^3$) - 500

Date	Sampling Time	Weather Condition	Filter paper no.	Filter Weight, g		Elapse Time, hr		Sampling Time, hr	Flow Rate, m^3/min			Total Volume, m^3	TSP Level, $\mu\text{g}/\text{m}^3$
				Initial	Final	Initial	Final		Initial, Q_{si}	Final, Q_{sf}	Average		
29-Oct-14	8:55	Cloudy	010300	2.7548	2.7596	16047.64	16048.64	1.00	1.28	1.28	1.28	77	63
29-Oct-14	9:58	Cloudy	010303	2.7587	2.7660	16048.64	16049.64	1.00	1.30	1.30	1.30	78	93
29-Oct-14	11:00	Cloudy	010306	2.7745	2.7830	16049.64	16050.64	1.00	1.28	1.28	1.28	77	111
4-Nov-14	8:38	Cloudy	010263	2.7780	2.7902	16098.63	16099.63	1.00	1.28	1.28	1.28	77	159
4-Nov-14	9:42	Cloudy	010240	2.7693	2.7807	16099.63	16100.63	1.00	1.28	1.28	1.28	77	148
4-Nov-14	10:48	Cloudy	010141	2.7591	2.7721	16100.63	16101.63	1.00	1.28	1.28	1.28	77	169
10-Nov-14	8:30	Cloudy	010233	2.7458	2.7498	16125.63	16126.63	1.00	1.28	1.28	1.28	77	52
10-Nov-14	9:35	Cloudy	010312	2.7775	2.7832	16126.63	16127.63	1.00	1.23	1.23	1.23	74	77
10-Nov-14	10:45	Cloudy	010315	2.7545	2.7597	16127.63	16128.63	1.00	1.23	1.23	1.23	74	71
15-Nov-14	8:55	Cloudy	010455	2.7393	2.7435	16152.63	16153.63	1.00	1.23	1.23	1.23	74	57
15-Nov-14	9:57	Cloudy	010457	2.7404	2.7451	16153.63	16154.63	1.00	1.23	1.23	1.23	74	64
15-Nov-14	10:59	Cloudy	010459	2.7393	2.7482	16154.63	16155.63	1.00	1.23	1.23	1.23	74	121
21-Nov-14	8:05	Fine	010538	2.7265	2.7313	16179.62	16180.62	1.00	1.28	1.28	1.28	77	62
21-Nov-14	9:16	Fine	010540	2.7244	2.7306	16180.62	16181.62	1.00	1.28	1.28	1.28	77	81
21-Nov-14	10:20	Fine	010529	2.7229	2.7287	16181.62	16182.62	1.00	1.23	1.23	1.23	74	79
27-Nov-14	8:13	Cloudy	010665	2.7982	2.8048	16206.62	16207.62	1.00	1.23	1.23	1.23	74	90
27-Nov-14	9:26	Cloudy	010668	2.8053	2.8116	16207.62	16208.62	1.00	1.28	1.28	1.28	77	82
27-Nov-14	10:41	Cloudy	010671	2.7722	2.7778	16208.62	16209.62	1.00	1.28	1.28	1.28	77	73

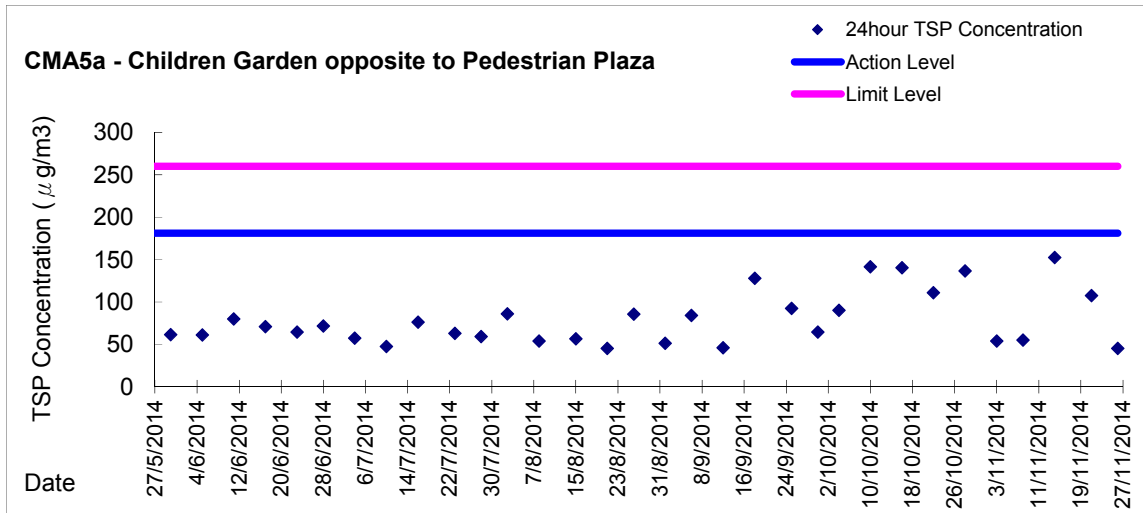
Graphic Presentation of 24 hour TSP Result



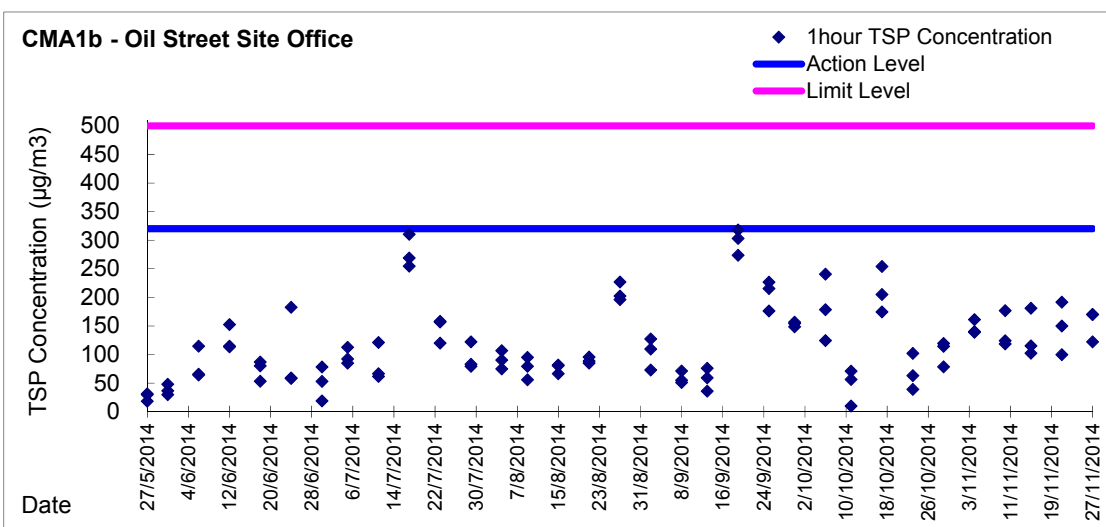
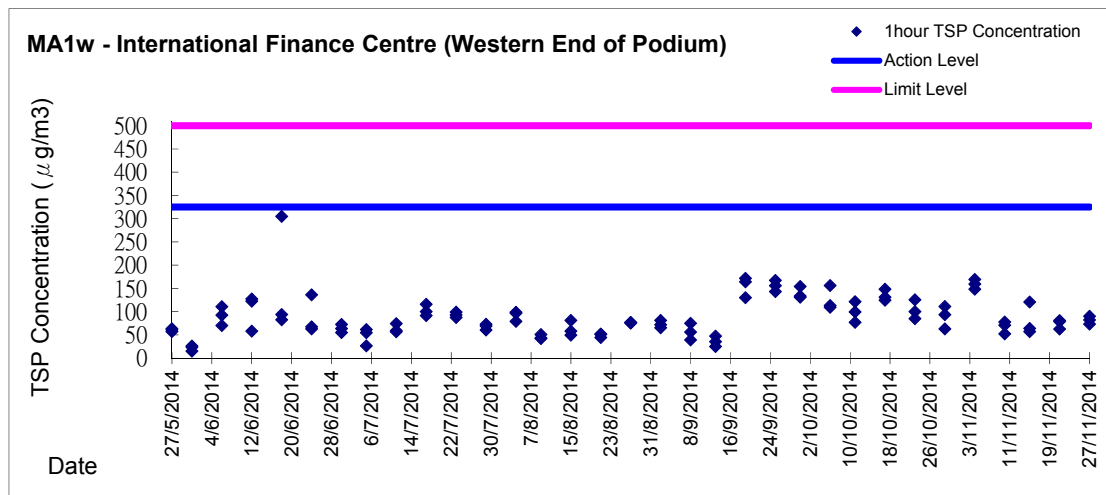
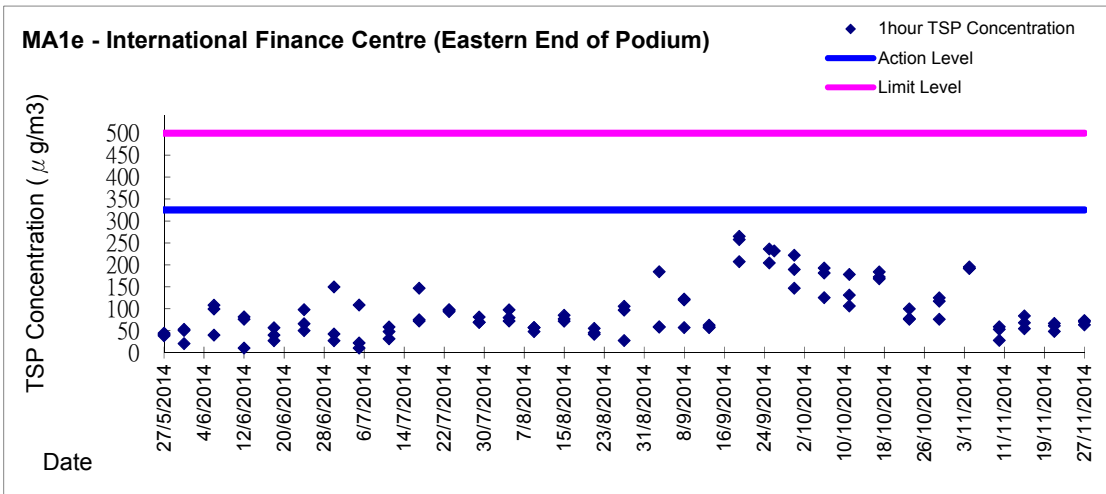
Graphic Presentation of 24 hour TSP Result



Graphic Presentation of 24 hour TSP Result

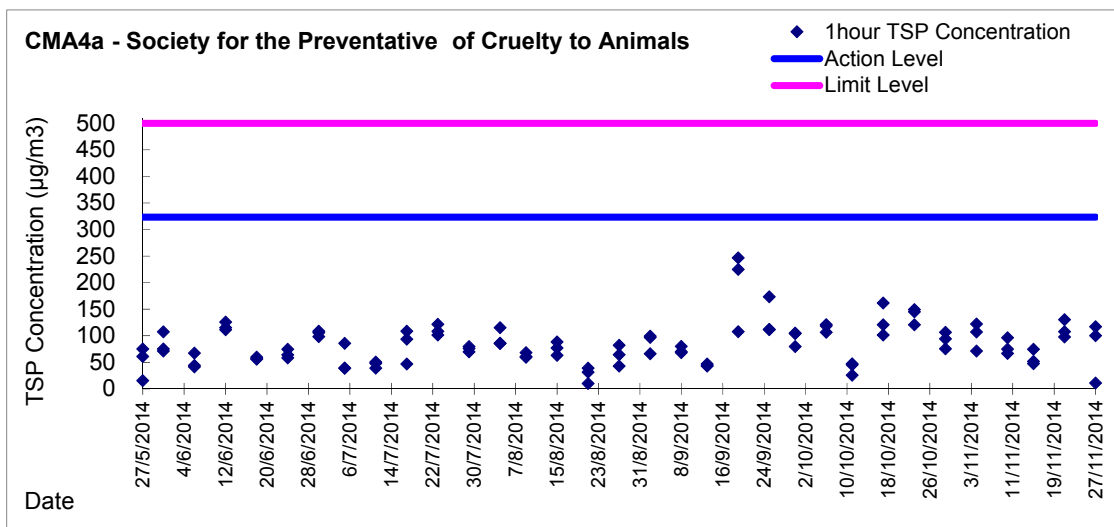
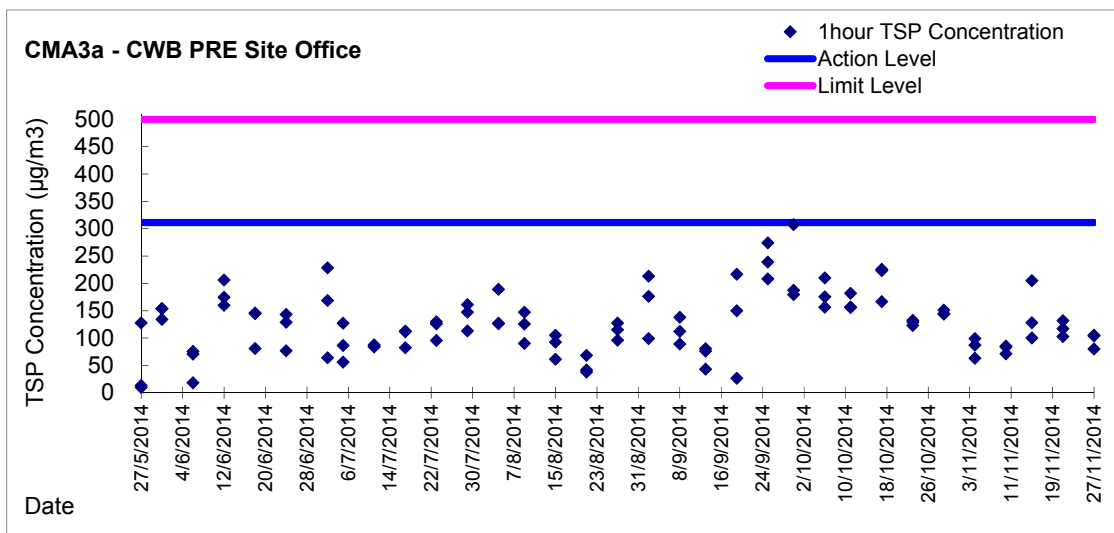
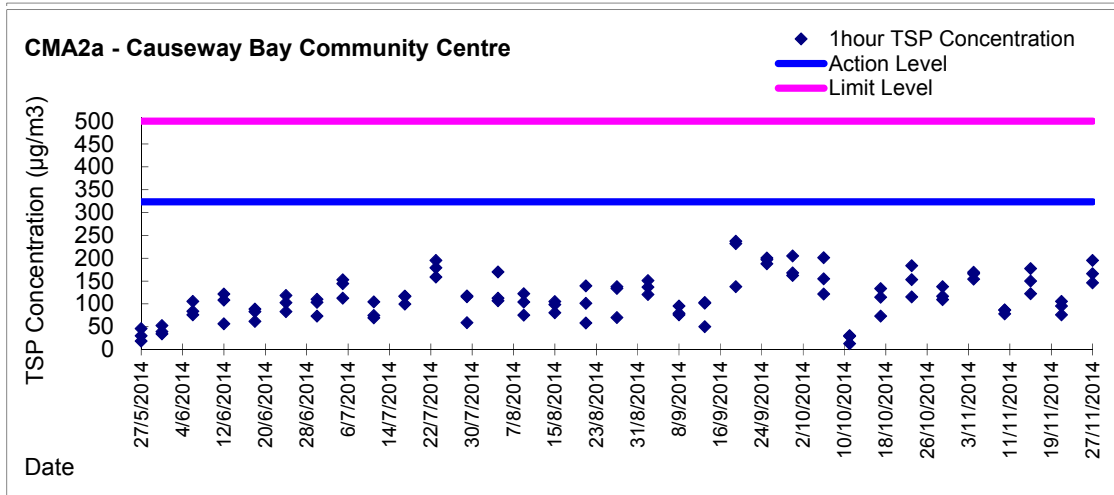


Graphic Presentation of 1 hour TSP Result





Graphic Presentation of 1 hour TSP Result



Graphic Presentation of 1 hour TSP Result

